

ABB LTD. FUTURE (ABBG) - EUX/C12

2024/04/30 18:38:57

Price
44.7096 CHF

Difference  -0.92% (-0.42)

General attributes

Symbol	ABBG12
Exchange	Eurex
Currency	CHF
Security type	Future
Underlying	ABB LTD
Maturity	05-2025
Contract size	100

Market data

Bid (Bid size)	- CHF (-)
Ask (Ask size)	- CHF (-)
Open	44.7096 CHF
High	44.7096 CHF
Low	44.7096 CHF
Close (prev. day)	45.1268 CHF
Underlying	ABB LTD
Underlying price (date)	49.40 (24/05/31)
Settlement price (date)	49.31 (24/05/31)
Open Interest	0

Performance and Risk

	6m	1y	3y
Perf (%)	+51.23%	+39.85%	-
Perf (abs.)	+15.15	+12.74	-
Beta	-	-	-
Volatility	19.26	19.78	-

Futures and Options

Related Futures	-
Related Options	-

5y












Information about previous performance does not guarantee future performance.
Source: FactSet

Price data

Ø price 5 days Ø volume 5 days (pcs.)	44.6595 CHF (0)
Ø price 30 days Ø volume 30 days (pcs.)	43.1019 CHF (0)
Ø price 100 days Ø volume 100 days (pcs.)	39.4724 CHF (0)
Ø price 250 days Ø volume 250 days (pcs.)	35.6558 CHF (0)
YTD High date	45.1706 CHF (2024/04/19)
YTD Low date	35.0137 CHF (2024/01/19)
52 Weeks High date	45.1706 CHF (2024/04/19)
52 Weeks Low date	29.1667 CHF (2023/10/20)

Recent Research

on underlying	on sector	on market	
Date		Headline	Download
2024/05/29		Global Equity Ratings	
2024/05/29		Aktienempfehlungen Global	
2024/04/26		Global Equity Ratings	
2024/04/26		Aktienempfehlungen Global	
2024/04/03		Global Equity Ratings	