

APPLE INC. FUTURE (AAPH) - EUX/C13

2024/09/02 14:18:48

Price
238.5321 USD

Difference  0.00% (0.00)

General attributes

Symbol	AAPHC13
Exchange	Eurex
Currency	USD
Security type	Future
Underlying	APPLE INC
Maturity	09-2025
Contract size	100

Market data

Bid (Bid size)	- USD (-)
Ask (Ask size)	- USD (-)
Open	238.5321 USD
High	238.5321 USD
Low	238.5321 USD
Close (prev. day)	238.5321 USD
Underlying	APPLE INC
Underlying price (date)	229.00 (24/08/30)
Settlement price (date)	238.53 (24/09/02)
Open Interest	0

Performance and Risk

	6m	1y	3y
Perf (%)	+27.68%	+19.67%	-
Perf (abs.)	+51.72	+39.20	-
Beta	-	-	-
Volatility	47.82	34.85	-

Futures and Options

Related Futures	-
Related Options	-

5y












Information about previous performance does not guarantee future performance.
Source: FactSet

Price data

Ø price 5 days Ø volume 5 days (pcs.)	238.8116 USD (0)
Ø price 30 days Ø volume 30 days (pcs.)	231.3920 USD (0)
Ø price 100 days Ø volume 100 days (pcs.)	221.6020 USD (0)
Ø price 250 days Ø volume 250 days (pcs.)	199.6361 USD (0)
YTD High date	246.3033 USD (2024/07/15)
YTD Low date	173.0716 USD (2024/04/19)
52 Weeks High date	246.3033 USD (2024/07/15)
52 Weeks Low date	56.8086 USD (2023/12/14)

Recent Research

on underlying	on sector	on market	
Date		Headline	Download
2024/08/12		Global Equity Ratings	
2024/08/12		Aktienempfehlungen Global	
2024/08/02		Equity Weekly	
2024/07/24		Global Equity Ratings	
2024/07/24		Aktienempfehlungen Global	