

APPLE INC. FUTURE (AAPH) - EUX/C13

2024/08/01 18:58:22

Price
229.2333 USD

Difference  **-1.60% (-3.73)**

General attributes

Symbol	AAPHC13
Exchange	Eurex
Currency	USD
Security type	Future
Underlying	APPLE INC
Maturity	08-2025
Contract size	100

Market data

Bid (Bid size)	- USD (-)
Ask (Ask size)	- USD (-)
Open	229.2333 USD
High	229.2333 USD
Low	229.2333 USD
Close (prev. day)	232.9621 USD
Underlying	APPLE INC
Underlying price (date)	218.36 (24/08/01)
Settlement price (date)	229.23 (24/08/01)
Open Interest	0

Performance and Risk

	6m	1y	3y
Perf (%)	+19.82%	+12.56%	-
Perf (abs.)	+38.54	+26.00	-
Beta	-	-	-
Volatility	47.34	34.60	-

Futures and Options

Related Futures	-
Related Options	-

5y












Information about previous performance does not guarantee future performance.
 Source: FactSet

Price data

Ø price 5 days Ø volume 5 days (pcs.)	229.0029 USD (0)
Ø price 30 days Ø volume 30 days (pcs.)	234.6258 USD (0)
Ø price 100 days Ø volume 100 days (pcs.)	201.6360 USD (0)
Ø price 250 days Ø volume 250 days (pcs.)	195.1164 USD (0)
YTD High date	246.3033 USD (2024/07/15)
YTD Low date	173.0716 USD (2024/04/19)
52 Weeks High date	246.3033 USD (2024/07/15)
52 Weeks Low date	56.8086 USD (2023/12/14)

Recent Research

on underlying	on sector	on market	
Date		Headline	Download
2024/07/24		Global Equity Ratings	
2024/07/24		Aktienempfehlungen Global	
2024/07/15		Aktienempfehlungen Global	
2024/07/12		Global Equity Ratings	
2024/06/21		Global Equity Ratings	