

# APPLE INC. FUTURE (AAPH) - EUX/C13

2024/07/26 18:34:47

**Price**  
**228.7762** USD

**Difference**  **-0.24% (-0.55)**

**General attributes**

Symbol	AAPHC13
Exchange	Eurex
Currency	USD
Security type	Future
Underlying	APPLE INC
Maturity	08-2025
Contract size	100

**Market data**

Bid (Bid size)	- USD (-)
Ask (Ask size)	- USD (-)
Open	228.7762 USD
High	228.7762 USD
Low	228.7762 USD
Close (prev. day)	229.3277 USD
Underlying	APPLE INC
Underlying price (date)	217.96 (24/07/26)
Settlement price (date)	228.78 (24/07/26)
Open Interest	0

**Performance and Risk**

	6m	1y	3y
Perf (%)	+12.40%	+11.41%	-
Perf (abs.)	+25.24	+23.43	-
Beta	-	-	-
Volatility	47.27	34.46	-

**Futures and Options**

Related Futures	-
Related Options	-

5y












Information about previous performance does not guarantee future performance.  
 Source: FactSet

**Price data**

Ø price 5 days   Ø volume 5 days (pcs.)	232.5270 USD (0)
Ø price 30 days   Ø volume 30 days (pcs.)	234.1260 USD (0)
Ø price 100 days   Ø volume 100 days (pcs.)	199.0651 USD (0)
Ø price 250 days   Ø volume 250 days (pcs.)	194.5598 USD (0)
YTD High   date	246.3033 USD (2024/07/15)
YTD Low   date	173.0716 USD (2024/04/19)
52 Weeks High   date	246.3033 USD (2024/07/15)
52 Weeks Low   date	56.8086 USD (2023/12/14)

**Recent Research**

on underlying	on sector	on market	
Date		Headline	Download
2024/07/24		Global Equity Ratings	
2024/07/24		Aktienempfehlungen Global	
2024/07/15		Aktienempfehlungen Global	
2024/07/12		Global Equity Ratings	
2024/06/21		Global Equity Ratings	