

# APPLE INC. FUTURE (AAPH) - EUX/C13

2024/04/30 18:38:57

**Price**  
**182.7885** USD

**Difference**  **-0.27% (-0.50)**

### General attributes

Symbol	AAPHC13
Exchange	Eurex
Currency	USD
Security type	Future
Underlying	APPLE INC
Maturity	06-2025
Contract size	100

### Market data

Bid (Bid size)	- USD (-)
Ask (Ask size)	- USD (-)
Open	182.7885 USD
High	182.7885 USD
Low	182.7885 USD
Close (prev. day)	183.2892 USD
Underlying	APPLE INC
Underlying price (date)	212.49 (24/06/14)
Settlement price (date)	223.48 (24/06/14)
Open Interest	0

### Performance and Risk

	6m	1y	3y
Perf (%)	+2.51%	+3.47%	-
Perf (abs.)	+4.47	+6.13	-
Beta	-	-	-
Volatility	24.43	23.02	-

### Futures and Options

Related Futures	-
Related Options	-

5y












Information about previous performance does not guarantee future performance.  
Source: FactSet

### Price data

Ø price 5 days   Ø volume 5 days (pcs.)	179.8301 USD (0)
Ø price 30 days   Ø volume 30 days (pcs.)	179.7159 USD (0)
Ø price 100 days   Ø volume 100 days (pcs.)	190.5844 USD (0)
Ø price 250 days   Ø volume 250 days (pcs.)	191.3356 USD (0)
YTD High   date	208.8225 USD (2024/01/22)
YTD Low   date	173.0716 USD (2024/04/19)
52 Weeks High   date	211.7689 USD (2023/12/18)
52 Weeks Low   date	56.8086 USD (2023/12/14)

### Recent Research

on underlying	on sector	on market	
Date		Headline	Download
2024/06/14		Global Equity Ratings	
2024/06/14		Aktienempfehlungen Global	
2024/05/29		Global Equity Ratings	
2024/05/29		Aktienempfehlungen Global	
2024/04/26		Global Equity Ratings	