

ABBVIE INC. FUTURE (ABVF) - EUX/C10

2024/06/21 19:16:52

Price
172.9806 USD

Difference  **-0.76% (-1.32)**

General attributes

Symbol	ABVFC10
Exchange	Eurex
Currency	USD
Security type	Future
Underlying	ABBVIE INC.
Maturity	04-2025
Contract size	100

Market data

Bid (Bid size)	- USD (-)
Ask (Ask size)	- USD (-)
Open	172.9806 USD
High	172.9806 USD
Low	172.9806 USD
Close (prev. day)	174.2967 USD
Underlying	ABBVIE INC.
Underlying price (date)	169.91 (24/07/11)
Settlement price (date)	170.31 (24/07/11)
Open Interest	0

Performance and Risk

	6m	1y	3y
Perf (%)	+3.19%	+26.50%	-
Perf (abs.)	+5.26	+35.68	-
Beta	-	-	-
Volatility	20.06	21.09	-

Futures and Options

Related Futures	-
Related Options	-

5y












Information about previous performance does not guarantee future performance.
Source: FactSet

Price data

Ø price 5 days Ø volume 5 days (pcs.)	167.9433 USD (0)
Ø price 30 days Ø volume 30 days (pcs.)	170.7246 USD (0)
Ø price 100 days Ø volume 100 days (pcs.)	174.7882 USD (0)
Ø price 250 days Ø volume 250 days (pcs.)	159.6692 USD (0)
YTD High date	184.5533 USD (2024/03/12)
YTD Low date	158.7330 USD (2024/01/02)
52 Weeks High date	184.5533 USD (2024/03/12)
52 Weeks Low date	74.1902 USD (2023/12/14)

Recent Research

on underlying	on sector	on market	
Date		Headline	Download
2024/06/21		Global Equity Ratings	
2024/06/21		Aktienempfehlungen Global	
2024/06/14		Global Equity Ratings	
2024/06/14		Aktienempfehlungen Global	
2024/05/29		Global Equity Ratings	