

ABBVIE INC. FUTURE (ABVF) - EUX/C10

2024/05/06 18:29:15

Price
164.1124 USD

Difference  **-0.63% (-1.03)**

General attributes

Symbol	ABVFC10
Exchange	Eurex
Currency	USD
Security type	Future
Underlying	ABBVIE INC.
Maturity	03-2025
Contract size	100

Market data

Bid (Bid size)	- USD (-)
Ask (Ask size)	- USD (-)
Open	164.1124 USD
High	164.1124 USD
Low	164.1124 USD
Close (prev. day)	165.1447 USD
Underlying	ABBVIE INC.
Underlying price (date)	161.24 (24/05/31)
Settlement price (date)	159.49 (24/05/31)
Open Interest	0

Performance and Risk

	6m	1y	3y
Perf (%)	+14.29%	+9.26%	-
Perf (abs.)	+20.52	+13.91	-
Beta	-	-	-
Volatility	18.20	20.09	-

Futures and Options

Related Futures	-
Related Options	-

5y












Information about previous performance does not guarantee future performance.
Source: FactSet

Price data

Ø price 5 days Ø volume 5 days (pcs.)	163.6301 USD (0)
Ø price 30 days Ø volume 30 days (pcs.)	171.1119 USD (0)
Ø price 100 days Ø volume 100 days (pcs.)	170.3858 USD (0)
Ø price 250 days Ø volume 250 days (pcs.)	155.1391 USD (0)
YTD High date	184.5533 USD (2024/03/12)
YTD Low date	158.7330 USD (2024/01/02)
52 Weeks High date	184.5533 USD (2024/03/12)
52 Weeks Low date	74.1902 USD (2023/12/14)

Recent Research

on underlying	on sector	on market	
Date		Headline	Download
2024/05/29		Global Equity Ratings	
2024/05/29		Aktienempfehlungen Global	
2024/04/26		Global Equity Ratings	
2024/04/26		Aktienempfehlungen Global	
2024/04/03		Global Equity Ratings	