

ABN AMRO GROUP N.V. FUTURE (ABNF) - EUX/C12

2024/07/26 18:34:47

Price
15.8706 EUR

Difference  0.15% (0.02)

General attributes

Symbol	ABNFC12
Exchange	Eurex
Currency	EUR
Security type	Future
Underlying	ABN AMRO BANK N.V. DR EACH REP SHS
Maturity	07-2025
Contract size	100

Market data

Bid (Bid size)	- EUR (-)
Ask (Ask size)	- EUR (-)
Open	15.8706 EUR
High	15.8706 EUR
Low	15.8706 EUR
Close (prev. day)	15.8461 EUR
Underlying	ABN AMRO BANK N.V. DR EACH REP SHS
Underlying price (date)	16.425 (24/07/26)
Settlement price (date)	15.87 (24/07/26)
Open Interest	0

Performance and Risk

	6m	1y	3y
Perf (%)	+19.96%	+6.24%	-
Perf (abs.)	+2.64	+0.93	-
Beta	-	-	-
Volatility	26.01	27.31	-

Futures and Options

Related Futures	-
Related Options	-

5y












Information about previous performance does not guarantee future performance.
Source: FactSet

Price data

Ø price 5 days Ø volume 5 days (pcs.)	15.9200 EUR (0)
Ø price 30 days Ø volume 30 days (pcs.)	15.3974 EUR (0)
Ø price 100 days Ø volume 100 days (pcs.)	15.0836 EUR (0)
Ø price 250 days Ø volume 250 days (pcs.)	13.5322 EUR (0)
YTD High date	16.0409 EUR (2024/07/23)
YTD Low date	12.3363 EUR (2024/02/07)
52 Weeks High date	41.7199 EUR (2023/12/14)
52 Weeks Low date	11.4746 EUR (2023/11/08)

Recent Research

on sector		on market	
Date		Headline	Download
2024/07/24		Global Equity Ratings	
2024/07/24		Aktienempfehlungen Global	
2024/07/19		Equity Weekly	
2024/07/15		Aktienempfehlungen Global	
2024/07/12		Global Equity Ratings	