

ABBOTT LABORATORIES FUTURE (ABTF) - EUX/C11

2023/09/22 18:40:18

Price
101.6013 USD

Difference  **-1.25% (-1.29)**

General attributes

Symbol	ABTFC11
Exchange	Eurex
Currency	USD
Security type	Future
Underlying	ABBOTT LABORATORIES
Maturity	08-2024
Contract size	100

Market data

Bid (Bid size)	- USD (-)
Ask (Ask size)	- USD (-)
Open	101.6013 USD
High	101.6013 USD
Low	101.6013 USD
Close (prev. day)	102.8863 USD
Underlying	ABBOTT LABORATORIES
Underlying price (date)	98.15 (23/09/22)
Settlement price (date)	101.60 (23/09/22)
Open Interest	0

Performance and Risk

	6m	1y	3y
Perf (%)	+0.51%	-	-
Perf (abs.)	+0.52	-	-
Beta	-	-	-
Volatility	21.02	20.04	20.04

Futures and Options

Related Futures	-
Related Options	-












5y

Information about previous performance does not guarantee future performance.
Source: FactSet

Price data

Ø price 5 days Ø volume 5 days (pcs.)	103.4121 USD (0)
Ø price 30 days Ø volume 30 days (pcs.)	106.3264 USD (0)
Ø price 100 days Ø volume 100 days (pcs.)	109.3403 USD (0)
Ø price 250 days Ø volume 250 days (pcs.)	- USD (0)
YTD High date	119.9444 USD (2023/07/24)
YTD Low date	99.4703 USD (2023/03/15)
52 Weeks High date	119.9444 USD (2023/07/24)
52 Weeks Low date	99.4703 USD (2023/03/15)

Recent Research

on underlying	on sector	on market	
Date		Headline	Download
2023/09/08		Global Equity Ratings	
2023/09/08		Aktienempfehlungen Global	
2023/08/22		Global Equity Ratings	
2023/08/22		Aktienempfehlungen Global	
2023/08/17		Global Equity Ratings	