

# ABBOTT LABORATORIES FUTURE (ABTF) - EUX/C1

2024/04/19 18:33:17

Price  
**106.05** USD

Difference  0.79% (0.84)

### General attributes

Symbol	ABTFC1
Exchange	Eurex
Currency	USD
Security type	Future
Underlying	ABBOTT LABORATORIES
Maturity	05-2024
Contract size	100

### Market data

Bid (Bid size)	- USD (-)
Ask (Ask size)	- USD (-)
Open	106.05 USD
High	106.05 USD
Low	106.05 USD
Close (prev. day)	105.2142 USD
Underlying	ABBOTT LABORATORIES
Underlying price (date)	107.28 (24/04/19)
Settlement price (date)	107.72 (24/04/19)
Open Interest	0

### Performance and Risk

	6m	1y	3y
Perf (%)	+10.98%	+1.10%	-
Perf (abs.)	+10.41	+1.14	-
Beta	-	-	-
Volatility	17.47	18.46	-

### Futures and Options

Related Futures	-
Related Options	-

5y












Information about previous performance does not guarantee future performance.  
Source: FactSet

### Price data

Ø price 5 days   Ø volume 5 days (pcs.)	107.96 USD (0)
Ø price 30 days   Ø volume 30 days (pcs.)	112.92 USD (0)
Ø price 100 days   Ø volume 100 days (pcs.)	111.90 USD (0)
Ø price 250 days   Ø volume 250 days (pcs.)	106.68 USD (0)
YTD High   date	121.45 USD (2024/03/08)
YTD Low   date	105.04 USD (2024/04/17)
52 Weeks High   date	121.45 USD (2024/03/08)
52 Weeks Low   date	42.17 USD (2023/12/14)

### Recent Research

on underlying	on sector	on market	
Date		Headline	Download
2024/04/03		Global Equity Ratings	
2024/04/03		Aktienempfehlungen Global	
2024/03/13		Global Equity Ratings	
2024/03/13		Aktienempfehlungen Global	
2024/02/22		Aktienempfehlungen Global	