

APPLE INC. FUTURE (AAPH) - EUX/C10

2024/07/26 18:34:47

Price
226.5705 USD

Difference  **-0.24% (-0.55)**

General attributes

Symbol	AAPHC10
Exchange	Eurex
Currency	USD
Security type	Future
Underlying	APPLE INC
Maturity	05-2025
Contract size	100

Market data

Bid (Bid size)	- USD (-)
Ask (Ask size)	- USD (-)
Open	226.5705 USD
High	226.5705 USD
Low	226.5705 USD
Close (prev. day)	227.1172 USD
Underlying	APPLE INC
Underlying price (date)	217.96 (24/07/26)
Settlement price (date)	226.57 (24/07/26)
Open Interest	0

Performance and Risk

	6m	1y	3y
Perf (%)	+12.51%	+11.70%	-
Perf (abs.)	+25.19	+23.73	-
Beta	-	-	-
Volatility	44.99	32.57	-

Futures and Options

Related Futures	-
Related Options	-

5y












Information about previous performance does not guarantee future performance.
Source: FactSet

Price data

Ø price 5 days Ø volume 5 days (pcs.)	229.6321 USD (0)
Ø price 30 days Ø volume 30 days (pcs.)	231.5729 USD (0)
Ø price 100 days Ø volume 100 days (pcs.)	196.7959 USD (0)
Ø price 250 days Ø volume 250 days (pcs.)	192.2513 USD (0)
YTD High date	243.8689 USD (2024/07/15)
YTD Low date	171.1487 USD (2024/04/19)
52 Weeks High date	243.8689 USD (2024/07/15)
52 Weeks Low date	56.3918 USD (2023/12/14)

Recent Research

on underlying	on sector	on market	
Date		Headline	Download
2024/07/24		Global Equity Ratings	
2024/07/24		Aktienempfehlungen Global	
2024/07/15		Aktienempfehlungen Global	
2024/07/12		Global Equity Ratings	
2024/06/21		Global Equity Ratings	