

APPLE INC. FUTURE (AAPH) - EUX/C10

2024/05/06 18:29:15

Price
189.3338 USD

Difference  **-1.34% (-2.57)**

General attributes

Symbol	AAPHC10
Exchange	Eurex
Currency	USD
Security type	Future
Underlying	APPLE INC
Maturity	03-2025
Contract size	100

Market data

Bid (Bid size)	- USD (-)
Ask (Ask size)	- USD (-)
Open	189.3338 USD
High	189.3338 USD
Low	189.3338 USD
Close (prev. day)	191.9073 USD
Underlying	APPLE INC
Underlying price (date)	212.49 (24/06/14)
Settlement price (date)	221.10 (24/06/14)
Open Interest	0

Performance and Risk

	6m	1y	3y
Perf (%)	+2.68%	+3.41%	-
Perf (abs.)	+4.72	+5.97	-
Beta	-	-	-
Volatility	19.88	20.09	-

Futures and Options

Related Futures	-
Related Options	-

5y












Information about previous performance does not guarantee future performance.
Source: FactSet

Price data

Ø price 5 days Ø volume 5 days (pcs.)	177.9969 USD (0)
Ø price 30 days Ø volume 30 days (pcs.)	177.5306 USD (0)
Ø price 100 days Ø volume 100 days (pcs.)	188.3481 USD (0)
Ø price 250 days Ø volume 250 days (pcs.)	188.9864 USD (0)
YTD High date	203.4762 USD (2024/01/25)
YTD Low date	171.1487 USD (2024/04/19)
52 Weeks High date	205.8864 USD (2023/12/14)
52 Weeks Low date	56.3918 USD (2023/12/14)

Recent Research

on underlying	on sector	on market	
Date		Headline	Download
2024/06/14		Global Equity Ratings	
2024/06/14		Aktienempfehlungen Global	
2024/05/29		Global Equity Ratings	
2024/05/29		Aktienempfehlungen Global	
2024/04/26		Global Equity Ratings	