

# APPLE INC. FUTURE (AAPH) - EUX/C10

2024/04/19 18:41:18

**Price**  
**171.1487** USD

**Difference**  **-1.73% (-3.01)**

### General attributes

Symbol	AAPHC10
Exchange	Eurex
Currency	USD
Security type	Future
Underlying	APPLE INC
Maturity	02-2025
Contract size	100

### Market data

Bid (Bid size)	- USD (-)
Ask (Ask size)	- USD (-)
Open	171.1487 USD
High	171.1487 USD
Low	171.1487 USD
Close (prev. day)	174.1556 USD
Underlying	APPLE INC
Underlying price (date)	165.00 (24/04/19)
Settlement price (date)	171.75 (24/04/19)
Open Interest	0

### Performance and Risk

	6m	1y	3y
Perf (%)	-6.86%	-1.52%	-
Perf (abs.)	-12.60	-2.63	-
Beta	-	-	-
Volatility	20.15	20.02	-

### Futures and Options

Related Futures	-
Related Options	-

5y












Information about previous performance does not guarantee future performance.  
Source: FactSet

### Price data

Ø price 5 days   Ø volume 5 days (pcs.)	175.6461 USD (0)
Ø price 30 days   Ø volume 30 days (pcs.)	177.8787 USD (0)
Ø price 100 days   Ø volume 100 days (pcs.)	189.8681 USD (0)
Ø price 250 days   Ø volume 250 days (pcs.)	188.9852 USD (0)
YTD High   date	203.4762 USD (2024/01/25)
YTD Low   date	171.1487 USD (2024/04/19)
52 Weeks High   date	205.8864 USD (2023/12/14)
52 Weeks Low   date	56.3918 USD (2023/12/14)

### Recent Research

on underlying	on sector	on market	
Date		Headline	Download
2024/04/03		Global Equity Ratings	
2024/04/03		Aktienempfehlungen Global	
2024/03/13		Global Equity Ratings	
2024/03/13		Aktienempfehlungen Global	
2024/02/22		Aktienempfehlungen Global	