

# TOTAL ENERG.SE STOCK TRACKING FUTURE (1TOT) - EUX/C12

2024/09/13 18:39:18

Price  
**63.3518** EUR

Difference  0.25% (0.16)

### General attributes

Symbol	1TOTC12
Exchange	Eurex
Currency	EUR
Security type	Future
Underlying	TOTALENERGIES SE
Maturity	08-2025
Contract size	100

### Market data

Bid (Bid size)	- EUR (-)
Ask (Ask size)	- EUR (-)
Open	63.3518 EUR
High	63.3518 EUR
Low	63.3518 EUR
Close (prev. day)	63.1914 EUR
Underlying	TOTALENERGIES SE
Underlying price (date)	61.09 (24/09/16)
Settlement price (date)	63.35 (24/09/13)
Open Interest	0

### Performance and Risk

	6m	1y	3y
Perf (%)	-1.40%	-0.87%	-
Perf (abs.)	-0.90	-0.56	-
Beta	-	-	-
Volatility	24.80	20.90	-

### Futures and Options

Related Futures	-
Related Options	-












Information about previous performance does not guarantee future performance.  
Source: FactSet

### Price data

Ø price 5 days   Ø volume 5 days (pcs.)	62.8762 EUR (0)
Ø price 30 days   Ø volume 30 days (pcs.)	63.7415 EUR (0)
Ø price 100 days   Ø volume 100 days (pcs.)	64.9455 EUR (0)
Ø price 250 days   Ø volume 250 days (pcs.)	64.7477 EUR (0)
YTD High   date	72.3809 EUR (2024/04/26)
YTD Low   date	60.2381 EUR (2024/01/22)
52 Weeks High   date	72.3809 EUR (2024/04/26)
52 Weeks Low   date	60.2381 EUR (2024/01/22)

### Recent Research

on underlying	on sector	on market	
Date		Headline	Download
2024/09/11		Global Equity Ratings	
2024/09/11		Aktienempfehlungen Global	
2024/09/05		Global Equity Ratings	
2024/09/05		Aktienempfehlungen Global	
2024/08/12		Global Equity Ratings	