

# TOTAL ENERG.SE STOCK TRACKING FUTURE (1TOT) - EUX/C12

2024/05/02 18:38:06

Price  
**69.6046** EUR

Difference  -2.54% (-1.82)

### General attributes

Symbol	1TOTC12
Exchange	Eurex
Currency	EUR
Security type	Future
Underlying	TOTALENERGIES SE
Maturity	04-2025
Contract size	100

### Market data

Bid (Bid size)	- EUR (-)
Ask (Ask size)	- EUR (-)
Open	69.6046 EUR
High	69.6046 EUR
Low	69.6046 EUR
Close (prev. day)	71.4208 EUR
Underlying	TOTALENERGIES SE
Underlying price (date)	66.85 (24/05/02)
Settlement price (date)	69.60 (24/05/02)
Open Interest	0

### Performance and Risk

	6m	1y	3y
Perf (%)	+8.41%	+18.15%	-
Perf (abs.)	+5.54	+10.97	-
Beta	-	-	-
Volatility	18.91	19.63	-

### Futures and Options

Related Futures	-
Related Options	-

5y












Information about previous performance does not guarantee future performance.  
Source: FactSet

### Price data

Ø price 5 days   Ø volume 5 days (pcs.)	71.5157 EUR (0)
Ø price 30 days   Ø volume 30 days (pcs.)	69.1112 EUR (0)
Ø price 100 days   Ø volume 100 days (pcs.)	64.6889 EUR (0)
Ø price 250 days   Ø volume 250 days (pcs.)	62.2074 EUR (0)
YTD High   date	72.3809 EUR (2024/04/26)
YTD Low   date	60.2381 EUR (2024/01/22)
52 Weeks High   date	72.3809 EUR (2024/04/26)
52 Weeks Low   date	52.9387 EUR (2023/07/06)

### Recent Research

on underlying	on sector	on market	
Date		Headline	Download
2024/04/26		Global Equity Ratings	
2024/04/26		Aktienempfehlungen Global	
2024/04/03		Global Equity Ratings	
2024/04/03		Aktienempfehlungen Global	
2024/03/13		Global Equity Ratings	