


# TOTAL ENERG.SE STOCK TRACKING FUTURE (1TOT) - EUX/C13

2024/04/30 18:48:17

**Price**  
**71.5904** EUR

**Difference**  **-0.94% (-0.68)**

**General attributes**

Symbol 1TOTC13  
 Exchange Eurex  
 Currency EUR  
 Security type Future  
 Underlying TOTALENERGIES SE  
 Maturity 06-2025  
 Contract size 100

**Market data**

Bid (Bid size) - EUR (-)  
 Ask (Ask size) - EUR (-)  
 Open 71.5904 EUR  
 High 71.5904 EUR  
 Low 71.5904 EUR  
 Close (prev. day) 72.2718 EUR  
 Underlying TOTALENERGIES SE  
 Underlying price (date) 67.01 (24/05/31)  
 Settlement price (date) 70.04 (24/05/31)  
 Open Interest 0

**Performance and Risk**

	6m	1y	3y
Perf (%)	+6.88%	+19.60%	-
Perf (abs.)	+4.52	+11.49	-
Beta	-	-	-
Volatility	21.48	21.69	-

**Futures and Options**

Related Futures -  
 Related Options -












Information about previous performance does not guarantee future performance.  
 Source: FactSet

**Price data**

Ø price 5 days   Ø volume 5 days (pcs.)	70.6004 EUR (0)
Ø price 30 days   Ø volume 30 days (pcs.)	69.7251 EUR (0)
Ø price 100 days   Ø volume 100 days (pcs.)	65.1259 EUR (0)
Ø price 250 days   Ø volume 250 days (pcs.)	62.5930 EUR (0)
YTD High   date	72.5523 EUR (2024/04/26)
YTD Low   date	60.7664 EUR (2024/01/17)
52 Weeks High   date	72.5523 EUR (2024/04/26)
52 Weeks Low   date	53.0960 EUR (2023/07/06)

**Recent Research**

on underlying		on sector		on market	
Date		Headline		Download	
2024/05/29		Global Equity Ratings			
2024/05/29		Aktienempfehlungen Global			
2024/04/26		Global Equity Ratings			
2024/04/26		Aktienempfehlungen Global			
2024/04/03		Global Equity Ratings		