

TOTAL ENERG.SE STOCK TRACKING FUTURE (1TOT) - EUX/C13

2024/04/30 18:48:17

Price
71.5904 EUR

Difference  **-0.94% (-0.68)**

General attributes

Symbol	1TOTC13
Exchange	Eurex
Currency	EUR
Security type	Future
Underlying	TOTALENERGIES SE
Maturity	12-2025
Contract size	100

Market data

Bid (Bid size)	- EUR (-)
Ask (Ask size)	- EUR (-)
Open	71.5904 EUR
High	71.5904 EUR
Low	71.5904 EUR
Close (prev. day)	72.2718 EUR
Underlying	TOTALENERGIES SE
Underlying price (date)	66.95 (24/05/17)
Settlement price (date)	71.13 (24/05/17)
Open Interest	0

Performance and Risk

	6m	1y	3y
Perf (%)	+6.88%	+19.60%	-
Perf (abs.)	+4.52	+11.49	-
Beta	-	-	-
Volatility	21.48	21.69	-

Futures and Options

Related Futures	-
Related Options	-












Information about previous performance does not guarantee future performance.
Source: FactSet

Price data

Ø price 5 days Ø volume 5 days (pcs.)	70.6004 EUR (0)
Ø price 30 days Ø volume 30 days (pcs.)	69.7251 EUR (0)
Ø price 100 days Ø volume 100 days (pcs.)	65.1259 EUR (0)
Ø price 250 days Ø volume 250 days (pcs.)	62.5930 EUR (0)
YTD High date	72.5523 EUR (2024/04/26)
YTD Low date	60.7664 EUR (2024/01/17)
52 Weeks High date	72.5523 EUR (2024/04/26)
52 Weeks Low date	53.0960 EUR (2023/07/06)

Recent Research

on underlying	on sector	on market	
Date		Headline	Download
2024/04/26		Global Equity Ratings	
2024/04/26		Aktienempfehlungen Global	
2024/04/03		Global Equity Ratings	
2024/04/03		Aktienempfehlungen Global	
2024/03/13		Global Equity Ratings	