

# TOTAL ENERG.SE STOCK TRACKING FUTURE (1TOT) - EUX/C10

2024/07/12 18:34:23

Price  
**65.6947** EUR

Difference  1.07% (0.69)

### General attributes

Symbol	1TOTC10
Exchange	Eurex
Currency	EUR
Security type	Future
Underlying	TOTALENERGIES SE
Maturity	04-2025
Contract size	100

### Market data

Bid (Bid size)	- EUR (-)
Ask (Ask size)	- EUR (-)
Open	65.6947 EUR
High	65.6947 EUR
Low	65.6947 EUR
Close (prev. day)	65.0007 EUR
Underlying	TOTALENERGIES SE
Underlying price (date)	63.50 (24/07/12)
Settlement price (date)	65.69 (24/07/12)
Open Interest	0

### Performance and Risk

	6m	1y	3y
Perf (%)	-0.96%	+14.02%	-
Perf (abs.)	-0.62	+7.84	-
Beta	-	-	-
Volatility	23.05	21.26	-

### Futures and Options

Related Futures	-
Related Options	-

5y












Information about previous performance does not guarantee future performance.  
Source: FactSet

### Price data

Ø price 5 days   Ø volume 5 days (pcs.)	64.2090 EUR (0)
Ø price 30 days   Ø volume 30 days (pcs.)	- EUR (-)
Ø price 100 days   Ø volume 100 days (pcs.)	65.2973 EUR (0)
Ø price 250 days   Ø volume 250 days (pcs.)	62.8585 EUR (0)
YTD High   date	71.9472 EUR (2024/04/26)
YTD Low   date	59.8590 EUR (2024/01/22)
52 Weeks High   date	71.9472 EUR (2024/04/26)
52 Weeks Low   date	52.4753 EUR (2023/07/06)

### Recent Research

on underlying	on sector	on market	
Date		Headline	Download
2024/07/12		Global Equity Ratings	
2024/07/12		Aktienempfehlungen Global	
2024/06/21		Global Equity Ratings	
2024/06/21		Aktienempfehlungen Global	
2024/06/14		Global Equity Ratings	