

TOTAL ENERG.SE STOCK TRACKING FUTURE (1TOT) - EUX/C11

2024/09/13 18:39:18

Price
63.2282 EUR

Difference  0.25% (0.16)

General attributes

| | |
|---------------|------------------|
| Symbol | 1TOTC11 |
| Exchange | Eurex |
| Currency | EUR |
| Security type | Future |
| Underlying | TOTALENERGIES SE |
| Maturity | 07-2025 |
| Contract size | 100 |

Market data

| | |
|-------------------------|------------------|
| Bid (Bid size) | - EUR (-) |
| Ask (Ask size) | - EUR (-) |
| Open | 63.2282 EUR |
| High | 63.2282 EUR |
| Low | 63.2282 EUR |
| Close (prev. day) | 63.0683 EUR |
| Underlying | TOTALENERGIES SE |
| Underlying price (date) | 61.07 (24/09/13) |
| Settlement price (date) | 63.23 (24/09/13) |
| Open Interest | 0 |

Performance and Risk

| | 6m | 1y | 3y |
|-------------|--------|--------|----|
| Perf (%) | -1.32% | -0.79% | - |
| Perf (abs.) | -0.85 | -0.50 | - |
| Beta | - | - | - |
| Volatility | 24.64 | 20.86 | - |

Futures and Options

| | |
|-----------------|---|
| Related Futures | - |
| Related Options | - |

5y













Information about previous performance does not guarantee future performance.
Source: FactSet

Price data

| | |
|---|--------------------------|
| Ø price 5 days Ø volume 5 days (pcs.) | 62.7540 EUR (0) |
| Ø price 30 days Ø volume 30 days (pcs.) | 63.6175 EUR (0) |
| Ø price 100 days Ø volume 100 days (pcs.) | 64.7800 EUR (0) |
| Ø price 250 days Ø volume 250 days (pcs.) | 64.5615 EUR (0) |
| YTD High date | 72.1175 EUR (2024/04/26) |
| YTD Low date | 60.0122 EUR (2024/01/22) |
| 52 Weeks High date | 72.1175 EUR (2024/04/26) |
| 52 Weeks Low date | 60.0122 EUR (2024/01/22) |

Recent Research

| on underlying | on sector | on market | |
|---------------|---|---------------------------|---|
| Date | | Headline | Download |
| 2024/09/11 |  | Global Equity Ratings |  |
| 2024/09/11 |  | Aktienempfehlungen Global |  |
| 2024/09/05 |  | Global Equity Ratings |  |
| 2024/09/05 |  | Aktienempfehlungen Global |  |
| 2024/08/12 |  | Global Equity Ratings |  |