

TOTAL ENERG.SE STOCK TRACKING FUTURE (1TOT) - EUX/C11

2024/08/13 19:01:06

Price
63.5487 EUR

Difference  **-0.62% (-0.40)**

General attributes

Symbol	1TOTC11
Exchange	Eurex
Currency	EUR
Security type	Future
Underlying	TOTALENERGIES SE
Maturity	06-2025
Contract size	100

Market data

Bid (Bid size)	- EUR (-)
Ask (Ask size)	- EUR (-)
Open	63.5487 EUR
High	63.5487 EUR
Low	63.5487 EUR
Close (prev. day)	63.9449 EUR
Underlying	TOTALENERGIES SE
Underlying price (date)	61.35 (24/08/13)
Settlement price (date)	63.55 (24/08/13)
Open Interest	0

Performance and Risk

	6m	1y	3y
Perf (%)	+1.66%	+6.73%	-
Perf (abs.)	+1.04	+4.01	-
Beta	-	-	-
Volatility	24.12	20.51	-

Futures and Options

Related Futures	-
Related Options	-

5y












Information about previous performance does not guarantee future performance.
Source: FactSet

Price data

Ø price 5 days Ø volume 5 days (pcs.)	63.4694 EUR (0)
Ø price 30 days Ø volume 30 days (pcs.)	64.3072 EUR (0)
Ø price 100 days Ø volume 100 days (pcs.)	66.9158 EUR (0)
Ø price 250 days Ø volume 250 days (pcs.)	64.3938 EUR (0)
YTD High date	72.1175 EUR (2024/04/26)
YTD Low date	60.0122 EUR (2024/01/22)
52 Weeks High date	72.1175 EUR (2024/04/26)
52 Weeks Low date	58.4225 EUR (2023/08/15)

Recent Research

on underlying	on sector	on market	
Date		Headline	Download
2024/08/12		Global Equity Ratings	
2024/08/12		Aktienempfehlungen Global	
2024/07/24		Global Equity Ratings	
2024/07/24		Aktienempfehlungen Global	
2024/07/15		Aktienempfehlungen Global	