

TOTAL ENERG.SE STOCK TRACKING FUTURE (1TOT) - EUX/C11

2024/05/06 18:33:49

Price
69.7204 EUR

Difference  1.31% (0.90)

General attributes

Symbol	1TOTC11
Exchange	Eurex
Currency	EUR
Security type	Future
Underlying	TOTALENERGIES SE
Maturity	04-2025
Contract size	100

Market data

Bid (Bid size)	- EUR (-)
Ask (Ask size)	- EUR (-)
Open	69.7204 EUR
High	69.7204 EUR
Low	69.7204 EUR
Close (prev. day)	68.821 EUR
Underlying	TOTALENERGIES SE
Underlying price (date)	65.21 (24/06/10)
Settlement price (date)	67.79 (24/06/10)
Open Interest	0

Performance and Risk

	6m	1y	3y
Perf (%)	+6.97%	+19.80%	-
Perf (abs.)	+4.54	+11.52	-
Beta	-	-	-
Volatility	18.42	19.77	-

Futures and Options

Related Futures	-
Related Options	-












Information about previous performance does not guarantee future performance.
Source: FactSet

Price data

Ø price 5 days Ø volume 5 days (pcs.)	70.1773 EUR (0)
Ø price 30 days Ø volume 30 days (pcs.)	69.2735 EUR (0)
Ø price 100 days Ø volume 100 days (pcs.)	64.6874 EUR (0)
Ø price 250 days Ø volume 250 days (pcs.)	62.1473 EUR (0)
YTD High date	72.1175 EUR (2024/04/26)
YTD Low date	60.0122 EUR (2024/01/22)
52 Weeks High date	72.1175 EUR (2024/04/26)
52 Weeks Low date	52.6347 EUR (2023/07/06)

Recent Research

on underlying	on sector	on market	
Date		Headline	Download
2024/05/29		Global Equity Ratings	
2024/05/29		Aktienempfehlungen Global	
2024/04/26		Global Equity Ratings	
2024/04/26		Aktienempfehlungen Global	
2024/04/03		Global Equity Ratings	