


TOTAL ENERG.SE STOCK TRACKING FUTURE (1TOT) - EUX/C1

2024/05/02 18:38:06

Price
66.9572 EUR

Difference  **-2.56% (-1.76)**

General attributes

Symbol	1TOTC1
Exchange	Eurex
Currency	EUR
Security type	Future
Underlying	TOTALENERGIES SE
Maturity	05-2024
Contract size	100

Market data

Bid (Bid size)	- EUR (-)
Ask (Ask size)	- EUR (-)
Open	66.9572 EUR
High	66.9572 EUR
Low	66.9572 EUR
Close (prev. day)	68.7146 EUR
Underlying	TOTALENERGIES SE
Underlying price (date)	66.85 (24/05/02)
Settlement price (date)	66.96 (24/05/02)
Open Interest	0

Performance and Risk

	6m	1y	3y
Perf (%)	+8.87%	+18.39%	-
Perf (abs.)	+5.60	+10.67	-
Beta	-	-	-
Volatility	19.22	19.84	-

Futures and Options

Related Futures	-
Related Options	-












Information about previous performance does not guarantee future performance.
 Source: FactSet

Price data

Ø price 5 days Ø volume 5 days (pcs.)	68.8073 EUR (0)
Ø price 30 days Ø volume 30 days (pcs.)	66.5367 EUR (0)
Ø price 100 days Ø volume 100 days (pcs.)	62.2363 EUR (0)
Ø price 250 days Ø volume 250 days (pcs.)	59.7175 EUR (0)
YTD High date	69.6377 EUR (2024/04/26)
YTD Low date	57.9054 EUR (2024/01/22)
52 Weeks High date	69.6377 EUR (2024/04/26)
52 Weeks Low date	50.6529 EUR (2023/07/06)

Recent Research

on underlying on sector on market			
Date		Headline	Download
2024/04/26		Global Equity Ratings	
2024/04/26		Aktienempfehlungen Global	
2024/04/03		Global Equity Ratings	
2024/04/03		Aktienempfehlungen Global	
2024/03/13		Global Equity Ratings	