

ANHEU.-BUSCH IN.STOCK TRACKING FUTURE (1ITK) - EUX/C13

2024/07/16 19:13:05

Price
57.1532 EUR
 Difference  -0.87% (-0.50)

General attributes

Symbol 1ITKC13
 Exchange Eurex
 Currency EUR
 Security type Future
 Underlying ANHEUSER-BUSCH INBEV SA
 Maturity 07-2025
 Contract size 100

Market data

Bid (Bid size) - EUR (-)
 Ask (Ask size) - EUR (-)
 Open 57.1532 EUR
 High 57.1532 EUR
 Low 57.1532 EUR
 Close (prev. day) 57.6571 EUR
 Underlying ANHEUSER-BUSCH INBEV SA
 Underlying price (date) 56.20 (24/07/17)
 Settlement price (date) 57.15 (24/07/16)
 Open Interest 0

Performance and Risk

| | 6m | 1y | 3y |
|-------------|--------|--------|----|
| Perf (%) | -6.15% | +5.75% | - |
| Perf (abs.) | -3.74 | +3.11 | - |
| Beta | - | - | - |
| Volatility | 21.94 | 19.89 | - |

Futures and Options

Related Futures -
 Related Options -













Information about previous performance does not guarantee future performance.
 Source: FactSet

Price data

| | |
|---|--------------------------|
| Ø price 5 days Ø volume 5 days (pcs.) | 57.9171 EUR (0) |
| Ø price 30 days Ø volume 30 days (pcs.) | 57.7306 EUR (0) |
| Ø price 100 days Ø volume 100 days (pcs.) | 58.1583 EUR (0) |
| Ø price 250 days Ø volume 250 days (pcs.) | 57.5118 EUR (0) |
| YTD High date | 63.0471 EUR (2024/02/08) |
| YTD Low date | 55.9522 EUR (2024/04/17) |
| 52 Weeks High date | 63.0471 EUR (2024/02/08) |
| 52 Weeks Low date | 51.6854 EUR (2023/10/06) |

Recent Research

| on underlying | on sector | on market | |
|---------------|---|---------------------------|---|
| Date | | Headline | Download |
| 2024/07/15 |  | Aktienempfehlungen Global |  |
| 2024/07/12 |  | Global Equity Ratings |  |
| 2024/06/21 |  | Global Equity Ratings |  |
| 2024/06/21 |  | Aktienempfehlungen Global |  |
| 2024/06/14 |  | Global Equity Ratings |  |