

# ANHEU.-BUSCH IN.STOCK TRACKING FUTURE (1ITK) - EUX/C13

2024/06/21 19:24:26

**Price**  
57.34 EUR

**Difference**  -0.84% (-0.48)

### General attributes

Symbol	1ITKC13
Exchange	Eurex
Currency	EUR
Security type	Future
Underlying	ANHEUSER-BUSCH INBEV SA
Maturity	07-2025
Contract size	100

### Market data

Bid (Bid size)	- EUR (-)
Ask (Ask size)	- EUR (-)
Open	57.34 EUR
High	57.34 EUR
Low	57.34 EUR
Close (prev. day)	57.8231 EUR
Underlying	ANHEUSER-BUSCH INBEV SA
Underlying price (date)	56.20 (24/07/11)
Settlement price (date)	58.57 (24/07/11)
Open Interest	0

### Performance and Risk

	6m	1y	3y
Perf (%)	-4.38%	+6.05%	-
Perf (abs.)	-2.63	+3.27	-
Beta	-	-	-
Volatility	20.31	19.37	-

### Futures and Options

Related Futures	-
Related Options	-












Information about previous performance does not guarantee future performance.  
Source: FactSet

### Price data

Ø price 5 days   Ø volume 5 days (pcs.)	57.62 EUR (0)
Ø price 30 days   Ø volume 30 days (pcs.)	- EUR (-)
Ø price 100 days   Ø volume 100 days (pcs.)	58.85 EUR (0)
Ø price 250 days   Ø volume 250 days (pcs.)	57.24 EUR (0)
YTD High   date	63.05 EUR (2024/02/08)
YTD Low   date	55.95 EUR (2024/04/17)
52 Weeks High   date	63.05 EUR (2024/02/08)
52 Weeks Low   date	51.69 EUR (2023/10/06)

### Recent Research

on underlying	on sector	on market	
Date		Headline	Download
2024/06/21		Global Equity Ratings	
2024/06/21		Aktienempfehlungen Global	
2024/06/14		Global Equity Ratings	
2024/06/14		Aktienempfehlungen Global	
2024/05/29		Global Equity Ratings	