

ANHEU.-BUSCH IN.STOCK TRACKING FUTURE (1ITK) - EUX/C11

2024/07/16 19:13:05

Price
56.8181 EUR

Difference  -0.87% (-0.50)

General attributes

Symbol	1ITKC11
Exchange	Eurex
Currency	EUR
Security type	Future
Underlying	ANHEUSER-BUSCH INBEV SA
Maturity	05-2025
Contract size	100

Market data

Bid (Bid size)	- EUR (-)
Ask (Ask size)	- EUR (-)
Open	56.8181 EUR
High	56.8181 EUR
Low	56.8181 EUR
Close (prev. day)	57.3193 EUR
Underlying	ANHEUSER-BUSCH INBEV SA
Underlying price (date)	56.22 (24/07/17)
Settlement price (date)	56.82 (24/07/16)
Open Interest	0

Performance and Risk

	6m	1y	3y
Perf (%)	-6.29%	+5.85%	-
Perf (abs.)	-3.81	+3.14	-
Beta	-	-	-
Volatility	17.45	17.62	-

Futures and Options

Related Futures	-
Related Options	-

5y












Information about previous performance does not guarantee future performance.
Source: FactSet

Price data

Ø price 5 days Ø volume 5 days (pcs.)	57.6993 EUR (0)
Ø price 30 days Ø volume 30 days (pcs.)	57.3011 EUR (0)
Ø price 100 days Ø volume 100 days (pcs.)	57.7575 EUR (0)
Ø price 250 days Ø volume 250 days (pcs.)	57.1701 EUR (0)
YTD High date	62.7538 EUR (2024/02/08)
YTD Low date	55.7048 EUR (2024/04/17)
52 Weeks High date	62.7538 EUR (2024/02/08)
52 Weeks Low date	51.3594 EUR (2023/10/06)

Recent Research

on underlying	on sector	on market	
Date		Headline	Download
2024/07/15		Aktienempfehlungen Global	
2024/07/12		Global Equity Ratings	
2024/06/21		Global Equity Ratings	
2024/06/21		Aktienempfehlungen Global	
2024/06/14		Global Equity Ratings	