

# ANHEU.-BUSCH IN.STOCK TRACKING FUTURE (1ITK) - EUX/C1

2024/09/18 19:02:51

**Price**  
**57.3323** EUR

**Difference**  **-1.18% (-0.69)**

### General attributes

Symbol	1ITKC1
Exchange	Eurex
Currency	EUR
Security type	Future
Underlying	ANHEUSER-BUSCH INBEV SA
Maturity	09-2024
Contract size	100

### Market data

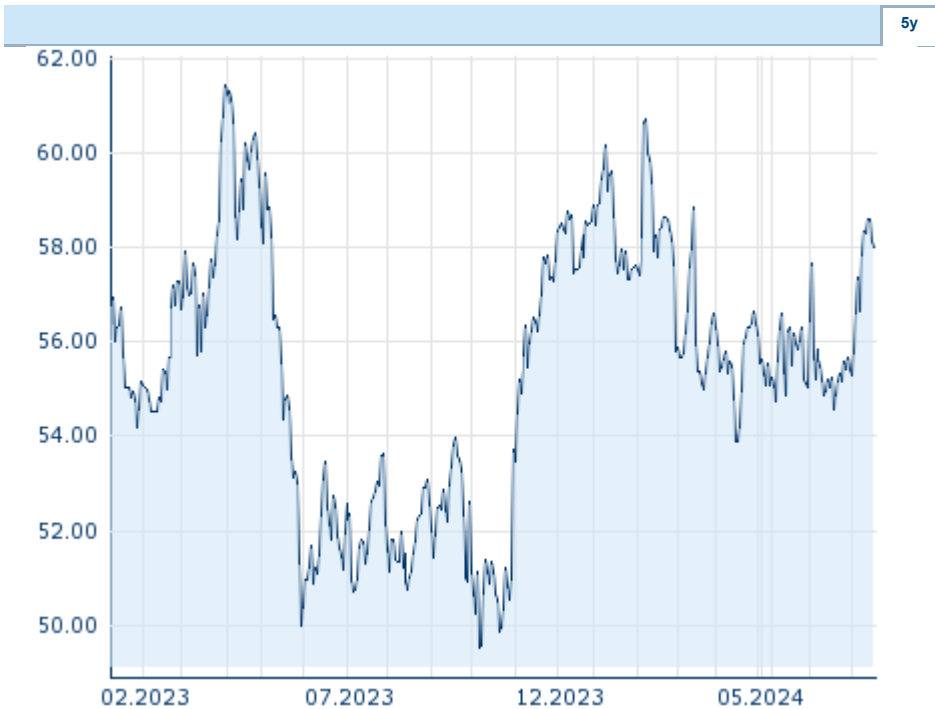
Bid (Bid size)	- EUR (-)
Ask (Ask size)	- EUR (-)
Open	57.3323 EUR
High	57.3323 EUR
Low	57.3323 EUR
Close (prev. day)	58.0187 EUR
Underlying	ANHEUSER-BUSCH INBEV SA
Underlying price (date)	57.32 (24/09/18)
Settlement price (date)	57.33 (24/09/18)
Open Interest	0

### Performance and Risk

	6m	1y	3y
Perf (%)	+4.75%	+8.79%	-
Perf (abs.)	+2.63	+4.69	-
Beta	-	-	-
Volatility	15.69	18.38	-

### Futures and Options

Related Futures	-
Related Options	-












Information about previous performance does not guarantee future performance.  
Source: FactSet

### Price data

Ø price 5 days   Ø volume 5 days (pcs.)	58.3349 EUR (0)
Ø price 30 days   Ø volume 30 days (pcs.)	56.1391 EUR (0)
Ø price 100 days   Ø volume 100 days (pcs.)	55.9163 EUR (0)
Ø price 250 days   Ø volume 250 days (pcs.)	56.0435 EUR (0)
YTD High   date	60.7029 EUR (2024/02/08)
YTD Low   date	53.8718 EUR (2024/04/17)
52 Weeks High   date	60.7029 EUR (2024/02/08)
52 Weeks Low   date	49.5214 EUR (2023/10/06)

### Recent Research

on underlying	on sector	on market	
Date		Headline	Download
2024/09/11		Global Equity Ratings	
2024/09/11		Aktienempfehlungen Global	
2024/09/05		Global Equity Ratings	
2024/09/05		Aktienempfehlungen Global	
2024/08/12		Global Equity Ratings	