

ANHEU.-BUSCH IN.STOCK TRACKING FUTURE (1ITK) - EUX/C1

2024/05/02 18:38:05

Price
56.1922 EUR

Difference  **-0.34% (-0.19)**

General attributes

Symbol	1ITKC1
Exchange	Eurex
Currency	EUR
Security type	Future
Underlying	ANHEUSER-BUSCH INBEV SA
Maturity	05-2024
Contract size	100

Market data

Bid (Bid size)	- EUR (-)
Ask (Ask size)	- EUR (-)
Open	56.1922 EUR
High	56.1922 EUR
Low	56.1922 EUR
Close (prev. day)	56.3845 EUR
Underlying	ANHEUSER-BUSCH INBEV SA
Underlying price (date)	55.98 (24/05/02)
Settlement price (date)	56.19 (24/05/02)
Open Interest	0

Performance and Risk

	6m	1y	3y
Perf (%)	+3.14%	-3.91%	-
Perf (abs.)	+1.71	-2.29	-
Beta	-	-	-
Volatility	16.08	18.39	-

Futures and Options

Related Futures	-
Related Options	-












Information about previous performance does not guarantee future performance.
Source: FactSet

Price data

Ø price 5 days Ø volume 5 days (pcs.)	56.3829 EUR (0)
Ø price 30 days Ø volume 30 days (pcs.)	55.6111 EUR (0)
Ø price 100 days Ø volume 100 days (pcs.)	57.3100 EUR (0)
Ø price 250 days Ø volume 250 days (pcs.)	54.6389 EUR (0)
YTD High date	60.7029 EUR (2024/02/08)
YTD Low date	53.8718 EUR (2024/04/17)
52 Weeks High date	60.7029 EUR (2024/02/08)
52 Weeks Low date	49.5214 EUR (2023/10/06)

Recent Research

on underlying	on sector	on market	
Date		Headline	Download
2024/04/26		Global Equity Ratings	
2024/04/26		Aktienempfehlungen Global	
2024/04/03		Global Equity Ratings	
2024/04/03		Aktienempfehlungen Global	
2024/03/13		Global Equity Ratings	