


# ÉTABLI.FR. COLRUYT STOCK TRACK FUTURE (1EFC) - EUX/C13

2024/04/30 18:48:15

**Price**  
**45.2041** EUR

**Difference**  **-0.59% (-0.27)**

**General attributes**

Symbol	1EFC13
Exchange	Eurex
Currency	EUR
Security type	Future
Underlying	COLRUYT GROUP N.V.
Maturity	06-2025
Contract size	100

**Market data**

Bid (Bid size)	- EUR (-)
Ask (Ask size)	- EUR (-)
Open	45.2041 EUR
High	45.2041 EUR
Low	45.2041 EUR
Close (prev. day)	45.4715 EUR
Underlying	COLRUYT GROUP N.V.
Underlying price (date)	46.20 (24/05/24)
Settlement price (date)	48.13 (24/05/24)
Open Interest	0

**Performance and Risk**

	6m	1y	3y
Perf (%)	+7.43%	+39.95%	-
Perf (abs.)	+3.05	+12.58	-
Beta	-	-	-
Volatility	25.61	26.03	-

**Futures and Options**

Related Futures	-
Related Options	-












Information about previous performance does not guarantee future performance.  
Source: FactSet

**Price data**

Ø price 5 days   Ø volume 5 days (pcs.)	45.0376 EUR (0)
Ø price 30 days   Ø volume 30 days (pcs.)	43.7534 EUR (0)
Ø price 100 days   Ø volume 100 days (pcs.)	43.3780 EUR (0)
Ø price 250 days   Ø volume 250 days (pcs.)	40.0727 EUR (0)
YTD High   date	46.2123 EUR (2024/02/29)
YTD Low   date	40.3573 EUR (2024/02/13)
52 Weeks High   date	46.2123 EUR (2024/02/29)
52 Weeks Low   date	31.3505 EUR (2023/05/08)

**Recent Research**

on sector		on market	
Date		Headline	Download
2024/04/26		Global Equity Ratings	
2024/04/26		Aktienempfehlungen Global	
2024/04/03		Global Equity Ratings	
2024/04/03		Aktienempfehlungen Global	
2024/03/13		Global Equity Ratings	