


ÉTABLI.FR. COLRUYT STOCK TRACK FUTURE (1EFC) - EUX/C13

2024/04/30 18:48:15

Price
45.2041 EUR

Difference  **-0.59% (-0.27)**

General attributes

Symbol	1EFC13
Exchange	Eurex
Currency	EUR
Security type	Future
Underlying	COLRUYT GROUP N.V.
Maturity	05-2025
Contract size	100

Market data

Bid (Bid size)	- EUR (-)
Ask (Ask size)	- EUR (-)
Open	45.2041 EUR
High	45.2041 EUR
Low	45.2041 EUR
Close (prev. day)	45.4715 EUR
Underlying	COLRUYT GROUP N.V.
Underlying price (date)	43.34 (24/05/03)
Settlement price (date)	45.09 (24/05/03)
Open Interest	0

Performance and Risk

	6m	1y	3y
Perf (%)	+9.90%	+50.96%	-
Perf (abs.)	+4.06	+15.22	-
Beta	-	-	-
Volatility	25.39	25.93	-

Futures and Options

Related Futures	-
Related Options	-












Information about previous performance does not guarantee future performance.
 Source: FactSet

Price data

Ø price 5 days Ø volume 5 days (pcs.)	45.2594 EUR (0)
Ø price 30 days Ø volume 30 days (pcs.)	43.7494 EUR (0)
Ø price 100 days Ø volume 100 days (pcs.)	43.3704 EUR (0)
Ø price 250 days Ø volume 250 days (pcs.)	40.0224 EUR (0)
YTD High date	46.2123 EUR (2024/02/29)
YTD Low date	40.3573 EUR (2024/02/13)
52 Weeks High date	46.2123 EUR (2024/02/29)
52 Weeks Low date	30.9225 EUR (2023/05/04)

Recent Research

on sector		on market	
Date		Headline	Download
2024/04/26		Global Equity Ratings	
2024/04/26		Aktienempfehlungen Global	
2024/04/03		Global Equity Ratings	
2024/04/03		Aktienempfehlungen Global	
2024/03/13		Global Equity Ratings	