

# ANHEU.-BUSCH IN.STOCK TRACKING FUTURE (1ITK) - EUX/C12

2024/06/21 19:24:26

**Price**  
**57.154** EUR  
 Difference  -0.84% (-0.48)

**General attributes**

Symbol 1ITKC12  
 Exchange Eurex  
 Currency EUR  
 Security type Future  
 Underlying ANHEUSER-BUSCH INBEV SA  
 Maturity 06-2025  
 Contract size 100

**Market data**

Bid (Bid size) - EUR (-)  
 Ask (Ask size) - EUR (-)  
 Open 57.154 EUR  
 High 57.154 EUR  
 Low 57.154 EUR  
 Close (prev. day) 57.6356 EUR  
 Underlying ANHEUSER-BUSCH INBEV SA  
 Underlying price (date) 56.20 (24/07/11)  
 Settlement price (date) 58.42 (24/07/11)  
 Open Interest 0

**Performance and Risk**

	6m	1y	3y
Perf (%)	-4.79%	+10.12%	-
Perf (abs.)	-2.94	+5.37	-
Beta	-	-	-
Volatility	17.35	17.45	-

**Futures and Options**

Related Futures -  
 Related Options -












Information about previous performance does not guarantee future performance.  
 Source: FactSet

**Price data**

Ø price 5 days   Ø volume 5 days (pcs.)	57.510 EUR (0)
Ø price 30 days   Ø volume 30 days (pcs.)	57.471 EUR (0)
Ø price 100 days   Ø volume 100 days (pcs.)	58.060 EUR (0)
Ø price 250 days   Ø volume 250 days (pcs.)	57.284 EUR (0)
YTD High   date	62.886 EUR (2024/02/08)
YTD Low   date	55.833 EUR (2024/04/17)
52 Weeks High   date	62.886 EUR (2024/02/08)
52 Weeks Low   date	51.542 EUR (2023/10/06)

**Recent Research**

<input type="radio"/> on underlying <input type="radio"/> on sector <input type="radio"/> on market			
Date		Headline	Download
2024/06/21		Global Equity Ratings	
2024/06/21		Aktienempfehlungen Global	
2024/06/14		Global Equity Ratings	
2024/06/14		Aktienempfehlungen Global	
2024/05/29		Global Equity Ratings	