


ÉTABLI.FR. COLRUYT STOCK TRACK FUTURE (1EFC) - EUX/C11

2024/04/30 18:48:15

Price
44.9916 EUR

Difference  **-0.60% (-0.27)**

General attributes

Symbol 1EFC11
 Exchange Eurex
 Currency EUR
 Security type Future
 Underlying COLRUYT GROUP N.V.
 Maturity 03-2025
 Contract size 100

Market data

Bid (Bid size) - EUR (-)
 Ask (Ask size) - EUR (-)
 Open 44.9916 EUR
 High 44.9916 EUR
 Low 44.9916 EUR
 Close (prev. day) 45.2619 EUR
 Underlying COLRUYT GROUP N.V.
 Underlying price (date) 43.34 (24/05/03)
 Settlement price (date) 44.89 (24/05/03)
 Open Interest 0

Performance and Risk

	6m	1y	3y
Perf (%)	+10.36%	+51.20%	-
Perf (abs.)	+4.21	+15.20	-
Beta	-	-	-
Volatility	22.63	23.93	-

Futures and Options

Related Futures -
 Related Options -












Information about previous performance does not guarantee future performance.
 Source: FactSet

Price data

Ø price 5 days Ø volume 5 days (pcs.)	45.0488 EUR (0)
Ø price 30 days Ø volume 30 days (pcs.)	43.5266 EUR (0)
Ø price 100 days Ø volume 100 days (pcs.)	43.1259 EUR (0)
Ø price 250 days Ø volume 250 days (pcs.)	39.7491 EUR (0)
YTD High date	45.9808 EUR (2024/02/29)
YTD Low date	40.1637 EUR (2024/02/13)
52 Weeks High date	45.9808 EUR (2024/02/29)
52 Weeks Low date	30.7407 EUR (2023/05/04)

Recent Research

on sector		on market	
Date		Headline	Download
2024/04/26		Global Equity Ratings	
2024/04/26		Aktienempfehlungen Global	
2024/04/03		Global Equity Ratings	
2024/04/03		Aktienempfehlungen Global	
2024/03/13		Global Equity Ratings	