

ÉTABLI.FR. COLRUYT STOCK TRACK FUTURE (1EFC) - EUX/C1

2024/04/30 18:48:15

Price
43.4989 EUR

Difference  -0.61% (-0.27)

General attributes

Symbol	1EFCC1
Exchange	Eurex
Currency	EUR
Security type	Future
Underlying	COLRUYT GROUP N.V.
Maturity	05-2024
Contract size	100

Market data

Bid (Bid size)	- EUR (-)
Ask (Ask size)	- EUR (-)
Open	43.4989 EUR
High	43.4989 EUR
Low	43.4989 EUR
Close (prev. day)	43.7647 EUR
Underlying	COLRUYT GROUP N.V.
Underlying price (date)	43.34 (24/05/03)
Settlement price (date)	43.41 (24/05/03)
Open Interest	0

Performance and Risk

	6m	1y	3y
Perf (%)	+10.39%	+51.04%	-
Perf (abs.)	+4.09	+14.67	-
Beta	-	-	-
Volatility	22.76	24.00	-

Futures and Options

Related Futures	-
Related Options	-












Information about previous performance does not guarantee future performance.
Source: FactSet

Price data

Ø price 5 days Ø volume 5 days (pcs.)	43.5556 EUR (0)
Ø price 30 days Ø volume 30 days (pcs.)	42.0651 EUR (0)
Ø price 100 days Ø volume 100 days (pcs.)	41.6815 EUR (0)
Ø price 250 days Ø volume 250 days (pcs.)	38.4010 EUR (0)
YTD High date	44.4524 EUR (2024/02/29)
YTD Low date	38.8026 EUR (2024/02/13)
52 Weeks High date	44.4524 EUR (2024/02/29)
52 Weeks Low date	29.7669 EUR (2023/05/04)

Recent Research

on sector		on market	
Date		Headline	Download
2024/04/26		Global Equity Ratings	
2024/04/26		Aktienempfehlungen Global	
2024/04/03		Global Equity Ratings	
2024/04/03		Aktienempfehlungen Global	
2024/03/13		Global Equity Ratings	