

ANZ GROUP HOLDINGS LTD.

ISIN: AU000000ANZ3 WKN: ANZ

Overview

2024/07/24 15:29:02

Price

17.806 EUR

Difference  -0.98% (-0.18)

General attributes

ISIN	AU000000ANZ3
Symbol	ANZ
Exchange	Frankfurt
Currency	EUR
Sector	Financial
Security type	Stock
Market cap (m)	54,069 EUR
Benchmark	ASX ALL ORDINARIES INDEX

Market data

Bid (Bid size)	17.802 EUR (300)
Ask (Ask size)	18.07 EUR (300)
Open	17.804 EUR
High	17.834 EUR
Low	17.804 EUR
Close (prev. day)	17.982 EUR
VWAP	17.92 EUR
Volume (pcs)	0
Trading volume	0.00
Number of trades	4
Last size	0

Futures and Options











Related Futures	-
Related Options	1,363

5y



Information about previous performance does not guarantee future performance.
Source: FactSet

Recent research

on sector			
Date		Headline	Download
2024/07/24		Global Equity Ratings	
2024/07/24		Aktienempfehlungen Global	
2024/07/19		Equity Weekly	
2024/07/15		Aktienempfehlungen Global	
2024/07/12		Global Equity Ratings	

Details

2024/07/24 15:29:02

Price

17.806 EUR

Difference ▼ -0.98% (-0.18)

General attributes

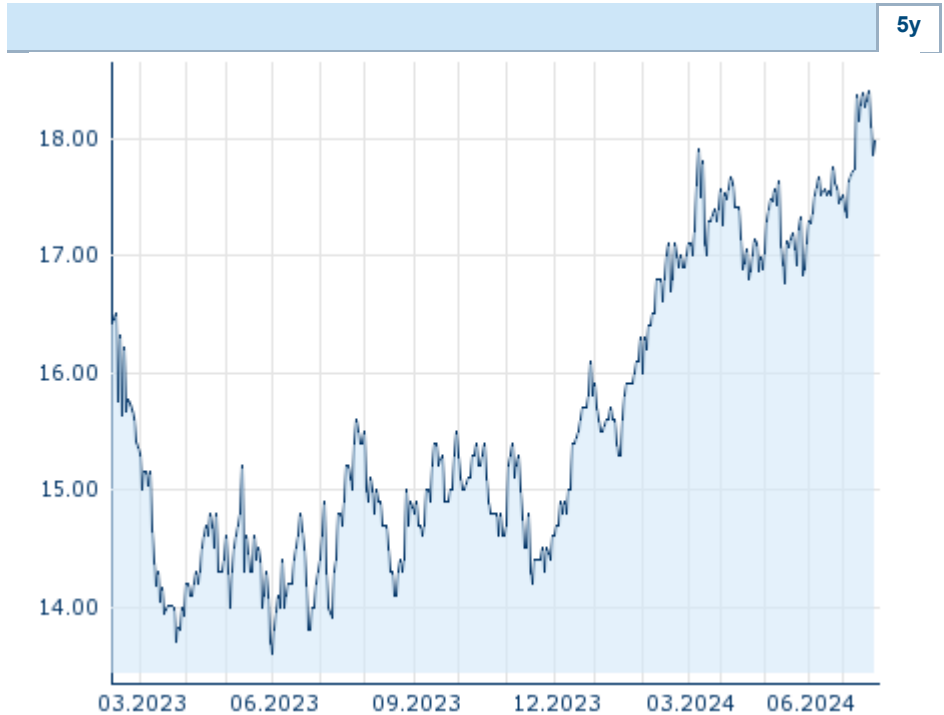
ISIN	AU000000ANZ3
Symbol	ANZ
Exchange	Frankfurt
Currency	EUR
Sector	Financial
Security type	Stock
Market cap (m)	54,069 EUR
Benchmark	ASX ALL ORDINARIES INDEX

Market data

Bid (Bid size)	17.802 EUR (300)
Ask (Ask size)	18.07 EUR (300)
Open	17.804 EUR
High	17.834 EUR
Low	17.804 EUR
Close (prev. day)	17.982 EUR
VWAP	17.92 EUR
Volume (pcs)	0
Trading volume	0.00
Number of trades	4
Last size	0

Performance and Risk

	6m	1y	3y
Perf (%)	+13.09%	+19.09%	-
Perf (abs.)	+2.08	+2.88	-
Beta	0.92	0.91	0.89
Volatility	19.25	19.71	-



Information about previous performance does not guarantee future performance.

Source: FactSet

Price data

Ø price 5 days Ø volume 5 days (pcs.)	18.134 EUR (34)
Ø price 30 days Ø volume 30 days (pcs.)	17.818 EUR (25)
Ø price 100 days Ø volume 100 days (pcs.)	17.415 EUR (89)
Ø price 250 days Ø volume 250 days (pcs.)	16.078 EUR (125)
YTD High date	18.418 EUR (2024/07/15)
YTD Low date	15.300 EUR (2024/01/17)
52 Weeks High date	18.418 EUR (2024/07/15)
52 Weeks Low date	14.100 EUR (2023/08/21)

Arbitrage views

Exchange <input type="checkbox"/>	Date	Time	Price	Trading volume (mio.)	Number of trades
Tradegate	2024/07/24	14:28	17.874 EUR	0.00	1
Stuttgart	2024/07/24	10:32	17.748 EUR	0.00	2
Munich	2024/07/24	08:08	18.004 EUR	0.00	1
Frankfurt	2024/07/24	15:29	17.806 EUR	0.00	4
FINRA other OTC	2024/	16:50	18.50 USD	0.02	4

Issues	07/23					
Duesseldorf	2024/ 07/24	16:30	17.618	EUR	0.00	4
Berlin	2024/ 07/24	08:08	17.666	EUR	0.00	1
Australian Securities Exchange	2024/ 07/24	08:10	29.49	AUD	109.71	14,058

Company profile

Company Logo



Contact Details

ANZ GROUP HOLDINGS LTD.

--

Collins Street, ANZ Centre, Level 9 833 3008
Melbourne

Telefon: +61 3 8654 7682

Fax: -

E-mail: investor.relations@anz.com

Company Profile

-

Members of Management Board

Shayne Elliott	Chairman of Managing Board
Antonia Watson	Member of Executive Committee
Emma Gray	Member of Executive Committee
Farhan Faruqi	Member of Executive Committee
Gerard Florian	Member of Executive Committee
Kathryn van der Merwe	Member of Executive Committee
Kevin Corbally	Member of Executive Committee
Maile Carnegie	Member of Executive Committee
Mark Hand	Member of Executive Committee
Mark Whelan	Member of Executive Committee
Shane Buggle	Member of Executive Committee

Board of directors

Paul O'Sullivan	Chairman of Supervisory Board
Christine O'Reilly	Member of Supervisory Board
Holly Kramer	Member of Supervisory Board
Jeffrey Smith	Member of Supervisory Board
John Macfarlane	Member of Supervisory Board
Richard Gibb	Member of Supervisory Board
Sarah Halton	Member of Supervisory Board
Scott St. John	Member of Supervisory Board