

CHINA SXT PHARMACEUTICALS INC.

ISIN: VGG2161P1403 WKN: G2161P140

Overview

2024/09/13 08:03:37

Price
0.551 EURDifference  7.62% (0.04)

General attributes

ISIN	VGG2161P1403
Symbol	SXTC
Exchange	Munich
Currency	EUR
Sector	Chemical / Pharmaceutical / Health
Security type	Stock
Market cap (m)	2 EUR
Benchmark	MSCI WORLD INDEX (STRD, UHD)

Market data

Bid (Bid size)	-
Ask (Ask size)	-
Open	0.551 EUR
High	0.551 EUR
Low	0.551 EUR
Close (prev. day)	0.512 EUR
VWAP	1.128 EUR
Volume (pcs)	0
Trading volume	0.00
Number of trades	2
Last size	0

Futures and Options








Related Futures	-
Related Options	-

5y



Information about previous performance does not guarantee future performance.
Source: FactSet

Recent research

on sector			
Date		Headline	Download
2024/09/13		Equity Weekly	
2024/09/11		Global Equity Ratings	
2024/09/11		Aktienempfehlungen Global	
2024/09/09		Aktienempfehlungen Österreich	
2024/09/05		Global Equity Ratings	

Details

2024/09/13 08:03:37

Price

0.551 EUR

Difference ▲ 7.62% (0.04)

General attributes

ISIN	VGG2161P1403
Symbol	SXTC
Exchange	Munich
Currency	EUR
Sector	Chemical / Pharmaceutical / Health
Security type	Stock
Market cap (m)	2 EUR
Benchmark	MSCI WORLD INDEX (STRD, UHD)

Market data

Bid (Bid size)	-
Ask (Ask size)	-
Open	0.551 EUR
High	0.551 EUR
Low	0.551 EUR
Close (prev. day)	0.512 EUR
VWAP	1.128 EUR
Volume (pcs)	0
Trading volume	0.00
Number of trades	2
Last size	0

Performance and Risk

	6m	1y	3y
Perf (%)	-69.39%	-79.78%	-
Perf (abs.)	-1.25	-2.17	-
Beta	-	-	-
Volatility	100.83	114.89	-

5y



Information about previous performance does not guarantee future performance.
Source: FactSet

Price data

Ø price 5 days Ø volume 5 days (pcs.)	0.577 EUR (0)
Ø price 30 days Ø volume 30 days (pcs.)	0.773 EUR (0)
Ø price 100 days Ø volume 100 days (pcs.)	0.958 EUR (10)
Ø price 250 days Ø volume 250 days (pcs.)	1.566 EUR (7)
YTD High date	2.840 EUR (2024/02/08)
YTD Low date	0.512 EUR (2024/09/12)
52 Weeks High date	3.200 EUR (2023/09/20)
52 Weeks Low date	0.512 EUR (2024/09/12)

All listings for CHINA SXT PHARMACEUTICALS INC.

Exchange	Date	Time	Price	Trading volume (mio.)	Number of trades
Tradegate	2024/09/13	22:26	0.605 EUR	0.00	3
Stuttgart	2024/09/13	20:07	0.558 EUR	0.00	6
Nasdaq	2024/09/13	22:00	0.666 USD	0.35	1,787
Munich	2024/09/13	08:03	0.551 EUR	0.00	2
Frankfurt	2024/09/13	08:02	0.567 EUR	0.00	2
Berlin	2024/09/13	20:30	0.591 EUR	0.00	19

Company profile

Company Logo



Company Profile

-

Contact Details

CHINA SXT PHARMACEUTICALS

--

Telefon: -

Fax: -

E-mail: -