

TRISTAR GOLD INC.

ISIN: CA89678B1094 WKN: -

Overview

2024/07/26 19:51:31

Price
0.1263 USDDifference  -15.80% (-0.02)

General attributes

ISIN	CA89678B1094
Symbol	TSG
Exchange	FINRA other OTC Issues
Currency	USD
Sector	Energy / Commodities
Security type	Stock
Market cap (m)	32 EUR
Benchmark	S&P 500

Market data

Bid (Bid size)	-
Ask (Ask size)	-
Open	0.13 USD
High	0.13 USD
Low	0.1263 USD
Close (prev. day)	0.15 USD
VWAP	0.128832 USD
Volume (pcs)	22,200
Trading volume	2,860.06
Number of trades	4
Last size	5,000

Futures and Options











Related Futures	-
Related Options	-

5y



Information about previous performance does not guarantee future performance.
Source: FactSet

Recent research

on sector		on market	
Date		Headline	Download
2024/07/26		Equity Weekly	
2024/07/24		Global Equity Ratings	
2024/07/24		Aktienempfehlungen Global	
2024/07/15		Aktienempfehlungen Global	
2024/07/12		Equity Weekly	

Details

2024/07/26 19:51:31

Price

0.1263 USD

Difference ▼ -15.80% (-0.02)

General attributes

ISIN	CA89678B1094
Symbol	TSG
Exchange	FINRA other OTC Issues
Currency	USD
Sector	Energy / Commodities
Security type	Stock
Market cap (m)	32 EUR
Benchmark	S&P 500

Market data

Bid (Bid size)	-
Ask (Ask size)	-
Open	0.13 USD
High	0.13 USD
Low	0.1263 USD
Close (prev. day)	0.15 USD
VWAP	0.128832 USD
Volume (pcs)	22,200
Trading volume	2,860.06
Number of trades	4
Last size	5,000

Performance and Risk

	6m	1y	3y
Perf (%)	+113.71%	+40.33%	-39.86%
Perf (abs.)	+0.07	+0.04	-0.08
Beta	-0.05	-0.14	0.51
Volatility	140.42	117.03	106.22

5y



Information about previous performance does not guarantee future performance.
Source: FactSet

Price data

Ø price 5 days Ø volume 5 days (pcs.)	0.1442 USD (41,342)
Ø price 30 days Ø volume 30 days (pcs.)	0.1549 USD (88,583)
Ø price 100 days Ø volume 100 days (pcs.)	0.1131 USD (53,796)
Ø price 250 days Ø volume 250 days (pcs.)	0.0874 USD (51,940)
YTD High date	0.1800 USD (2024/06/27)
YTD Low date	0.0425 USD (2024/02/21)
52 Weeks High date	0.1800 USD (2024/06/27)
52 Weeks Low date	0.0425 USD (2024/02/21)

All listings for TRISTAR GOLD INC.

Exchange	Date	Time	Price	Trading volume (mio.)	Number of trades
Tradegate	2024/07/18	22:02	0.119 EUR	0.00	1
TSX Venture Exchange	2024/07/26	21:57	0.17 CAD	0.01	10
Stuttgart	2024/07/26	14:44	0.112 EUR	0.00	5
Munich	2024/07/26	08:02	0.132 EUR	0.00	1
Frankfurt	2024/07/26	08:05	0.114 EUR	0.00	2

	26						
FINRA other OTC Issues	2024/07/ 26	19:51	0.1263 USD	0.00			4

Company profile

Company Logo



Company Profile

-

Contact Details

TRISTAR GOLD

--

East Acoma Drive, Suite 209 7950 85260
Scottsdale

Telefon: +1-480-794-1244

Fax: -

E-mail: info@tristargold.com