

CANASIA ENERGY CORP.

ISIN: CA13722B1058 WKN: -

Overview

2024/07/23 15:34:04

Price
0.09 USDDifference  -6.25% (-0.01)

General attributes

ISIN	CA13722B1058
Symbol	CEC
Exchange	FINRA other OTC Issues
Currency	USD
Sector	Energy / Commodities
Security type	Stock
Market cap (m)	11 EUR
Benchmark	S&P/TSX 60 INDEX

Market data

Bid (Bid size)	-
Ask (Ask size)	-
Open	0.09 USD
High	0.09 USD
Low	0.09 USD
Close (prev. day)	0.096 USD
VWAP	0.09 USD
Volume (pcs)	107,500
Trading volume	9,750.00
Number of trades	6
Last size	25,000

Futures and Options








Related Futures	-
Related Options	-

5y



Information about previous performance does not guarantee future performance.
Source: FactSet

Recent research

on sector		
Date	Headline	Download
2024/07/26	 Equity Weekly	
2024/07/24	 Global Equity Ratings	
2024/07/24	 Aktienempfehlungen Global	
2024/07/15	 Aktienempfehlungen Global	
2024/07/12	 Equity Weekly	

Details

2024/07/23 15:34:04

Price

0.09 USD

Difference  -6.25% (-0.01)

General attributes

ISIN	CA13722B1058
Symbol	CEC
Exchange	FINRA other OTC Issues
Currency	USD
Sector	Energy / Commodities
Security type	Stock
Market cap (m)	11 EUR
Benchmark	S&P/TSX 60 INDEX

Market data

Bid (Bid size)	-
Ask (Ask size)	-
Open	0.09 USD
High	0.09 USD
Low	0.09 USD
Close (prev. day)	0.096 USD
VWAP	0.09 USD
Volume (pcs)	107,500
Trading volume	9,750.00
Number of trades	6
Last size	25,000

Performance and Risk

	6m	1y	3y
Perf (%)	+9.09%	-10.98%	-
Perf (abs.)	+0.01	-0.01	-
Beta	-0.39	0.93	1.47
Volatility	39.45	95.44	-

5y



Information about previous performance does not guarantee future performance.
Source: FactSet

Price data

Ø price 5 days Ø volume 5 days (pcs.)	0.09 USD (46,000)
Ø price 30 days Ø volume 30 days (pcs.)	0.09 USD (27,400)
Ø price 100 days Ø volume 100 days (pcs.)	0.09 USD (13,427)
Ø price 250 days Ø volume 250 days (pcs.)	0.08 USD (20,041)
YTD High date	0.10 USD (2024/04/30)
YTD Low date	0.06 USD (2024/02/08)
52 Weeks High date	0.11 USD (2023/08/01)
52 Weeks Low date	0.06 USD (2024/02/08)

All listings for CANASIA ENERGY CORP.

Exchange 	Date	Time	Price	Trading volume (mio.)	Number of trades
TSX Venture Exchange	2024/07/23	21:59	0.14 CAD	0.05	35
FINRA other OTC Issues	2024/07/23	15:34	0.09 USD	0.01	6

Company profile

Company Logo



Company Profile

-

Contact Details

CANASIA ENERGY

--

Telefon: -

Fax: -

E-mail: -