

# NUZEE INC.

ISIN: **US67073S3076**

WKN: **67073S307**

## Overview

2023/01/04 11:36:13

**Price**  
10.36 EUR

**Difference**  26.19% (2.15)

### General attributes

ISIN	US67073S3076
Symbol	NUZE
Exchange	Berlin
Currency	EUR
Sector	Commerce
Security type	Stock
Market cap (m)	8 EUR
Benchmark	S&P 500

### Market data

Bid (Bid size)	-
Ask (Ask size)	-
Open	8.21 EUR
High	10.36 EUR
Low	8.21 EUR
Close (prev. day)	8.21 EUR
VWAP	-
Volume (pcs)	0
Trading volume	0.00
Number of trades	5
Last size	0

### Futures and Options

Related Futures	-
Related Options	-

5y














Chart  
not available

Information about previous performance does not guarantee future performance.  
**Source:** FactSet

### Recent research

on sector		on market	
Date		Headline	Download
2024/09/27		Global Equity Ratings	
2024/09/27		Aktienempfehlungen Global	
2024/09/11		Global Equity Ratings	
2024/09/11		Aktienempfehlungen Global	
2024/09/05		Global Equity Ratings	

## Details

2023/01/04 11:36:13

**Price**

10.36 EUR

**Difference** ▲ 26.19% (2.15)

**General attributes**

ISIN	US67073S3076
Symbol	NUZE
Exchange	Berlin
Currency	EUR
Sector	Commerce
Security type	Stock
Market cap (m)	8 EUR
Benchmark	S&P 500


**Market data**

Bid (Bid size)	-
Ask (Ask size)	-
Open	8.21 EUR
High	10.36 EUR
Low	8.21 EUR
Close (prev. day)	8.21 EUR
VWAP	-
Volume (pcs)	0
Trading volume	0.00
Number of trades	5
Last size	0

**Performance and Risk**

	6m	1y	3y
Perf (%)	-	-	-
Perf (abs.)	-	-	-
Beta	-1.23	-0.41	0.24
Volatility	186.08	186.08	186.08

5y



Information about previous performance does not guarantee future performance.  
Source: FactSet

**Price data**

Ø price 5 days   Ø volume 5 days (pcs.)	- EUR (0)
Ø price 30 days   Ø volume 30 days (pcs.)	- EUR (0)
Ø price 100 days   Ø volume 100 days (pcs.)	- EUR (0)
Ø price 250 days   Ø volume 250 days (pcs.)	- EUR (0)
YTD High   date	10.36 EUR (2023/01/04)
YTD Low   date	8.21 EUR (2023/01/02)
52 Weeks High   date	10.36 EUR (2023/01/04)
52 Weeks Low   date	8.21 EUR (2022/12/30)

**Arbitrage views**

Exchange	Date	Time	Price	Trading volume (mio.)	Number of trades
Stuttgart	2024/10/18	17:38	2.06 EUR	0.01	7
Nasdaq	2024/10/18	22:00	1.77 USD	66.13	108,666
Munich	2024/10/18	21:45	1.56 EUR	0.17	29
Berlin	2023/01/04	11:36	10.36 EUR	0.00	5

## Company profile

### Company Logo



### Company Profile

-

### Contact Details

NUZEE

--

East Arapaho Road, Suite 230 1350 75081  
Richardson

Telefon: +1 (760) 295-2408

Fax: -

E-mail: -