

## USD/TRY FUTURES (WITH HUF SETTLEMENT) (USD-TRY) - BUD/20241218

2024/07/30 03:54:54

Price

**38.4681** TRY

Difference



-0.15% (-0.06)

## General attributes

Symbol	USD-TRY1224
Exchange	Budapest Stock Exchange
Currency	TRY
Security type	Future
Underlying	US DOLLAR / TURKISH LIRA (USD/TRY)
Maturity	12-2024
Contract size	1,000

## Market data

Bid (Bid size)	- TRY (-)
Ask (Ask size)	- TRY (-)
Open	38.4681 TRY
High	-
Low	-
Close (prev. day)	38.5268 TRY
Underlying	US DOLLAR / TURKISH LIRA (USD/TRY)
Underlying price (date)	33.0431 (24/07/30)
Settlement price (date)	- (-)
Open Interest	0

## Performance and Risk

	6m	1y	3y
Perf (%)	-	-	-
Perf (abs.)	-	-	-
Beta	-	-	-
Volatility	-	-	-

## Futures and Options

Related Futures	-
Related Options	-

5y






Chart  
not available

Information about previous performance does not guarantee future performance.  
Source: FactSet

## Price data

Ø price 5 days   Ø volume 5 days (pcs.)	- TRY (-)
Ø price 30 days   Ø volume 30 days (pcs.)	- TRY (-)
Ø price 100 days   Ø volume 100 days (pcs.)	- TRY (-)
Ø price 250 days   Ø volume 250 days (pcs.)	- TRY (-)
YTD High   date	- TRY (-)
YTD Low   date	- TRY (-)
52 Weeks High   date	- TRY (-)
52 Weeks Low   date	- TRY (-)

## Recent Research

on market		
Date	Headline	Download
2024/07/29	 Fed bereitet sich auf Zinssenkung vor	
2024/07/29	 Flash 2Q24 GDP estimate and July's inflation	
2024/07/25	 CEE Special Report   Can we work more for longer?	
2024/07/22	 CEE   Baltics   Economic performance further diverges	
2024/07/22	 Märkte preisen Trump noch nicht ein	