

USD/TRY FUTURES (WITH HUF SETTLEMENT) (USD-TRY) - BUD/20241218

2024/06/24 03:50:27

Price
40.0328 TRYDifference  1.36% (0.54)

General attributes

Symbol	USD-TRY1224
Exchange	Budapest Stock Exchange
Currency	TRY
Security type	Future
Underlying	US DOLLAR / TURKISH LIRA (USD/TRY)
Maturity	12-2024
Contract size	1,000

Market data

Bid (Bid size)	- TRY (-)
Ask (Ask size)	- TRY (-)
Open	40.0328 TRY
High	-
Low	-
Close (prev. day)	39.494 TRY
Underlying	US DOLLAR / TURKISH LIRA (USD/TRY)
Underlying price (date)	32.8961 (24/06/24)
Settlement price (date)	- (-)
Open Interest	0

Performance and Risk

	6m	1y	3y
Perf (%)	-	-	-
Perf (abs.)	-	-	-
Beta	-	-	-
Volatility	-	-	-

Futures and Options

Related Futures	-
Related Options	-

5y









Chart
not available

Information about previous performance does not guarantee future performance.
Source: FactSet

Price data

Ø price 5 days Ø volume 5 days (pcs.)	- TRY (-)
Ø price 30 days Ø volume 30 days (pcs.)	- TRY (-)
Ø price 100 days Ø volume 100 days (pcs.)	- TRY (-)
Ø price 250 days Ø volume 250 days (pcs.)	- TRY (-)
YTD High date	- TRY (-)
YTD Low date	- TRY (-)
52 Weeks High date	- TRY (-)
52 Weeks Low date	- TRY (-)

Recent Research

on market			
Date		Headline	Download
2024/06/24		CNB set to cut rates this week, but by how much?	
2024/06/21		Erste Group Research	
2024/06/20		Bosnia and Herzegovina Growth to remain subdued in 2024	
2024/06/18		Time to spend or to save? Households' situation after inflation shock	
2024/06/17		Wie ist die Stimmung unter den Unternehmen?	