


# NOK/HUF (NOK) - BUD/20241218

2024/05/15 03:44:50

**Price**  
**33.2728** HUF

**Difference**  **-0.56% (-0.19)**

**General attributes**

**Symbol** NOK1224

**Exchange** Budapest Stock Exchange

**Currency** HUF

**Security type** Future

**Underlying** NORWEGIAN KRONER / HUNGARIAN FORINT (NOK/HUF)

**Maturity** 12-2024

**Contract size** 10,000

**Market data**

**Bid (Bid size)** - HUF (-)

**Ask (Ask size)** - HUF (-)

**Open** 33.2728 HUF

**High** -

**Low** -

**Close (prev. day)** 33.4598 HUF

**Underlying** NORWEGIAN KRONER / HUNGARIAN FORINT (NOK/HUF)

**Underlying price (date)** - (-)

**Settlement price (date)** - (-)

**Open Interest** 0

**Performance and Risk**

	6m	1y	3y
<b>Perf (%)</b>	-	-	-
<b>Perf (abs.)</b>	-	-	-
<b>Beta</b>	-	-	-
<b>Volatility</b>	-	-	-

**Futures and Options**

**Related Futures** -

**Related Options** -



Information about previous performance does not guarantee future performance.  
 Source: FactSet

**Price data**

**Ø price 5 days | Ø volume 5 days (pcs.)** - HUF (-)

**Ø price 30 days | Ø volume 30 days (pcs.)** - HUF (-)

**Ø price 100 days | Ø volume 100 days (pcs.)** - HUF (-)

**Ø price 250 days | Ø volume 250 days (pcs.)** - HUF (-)










**YTD High | date** - HUF (-)

**YTD Low | date** - HUF (-)

**52 Weeks High | date** - HUF (-)

**52 Weeks Low | date** - HUF (-)

**Recent Research**

on underlying		on market	
Date		Headline	Download
2024/05/13		Will Romanian central bank begin monetary easing?	
2024/05/10		Disinflation ended in April	
2024/05/08		Industry plummeted by 2.8% y/y in March	
2024/05/07		Massive surprise to the upside	
2024/05/06		Unfavorable factors behind the shiny figure	