

## ENPHASE ENERGY INC.

ISIN: **US29355A1079** WKN: **29355A107**

## Overview

2024/07/26 17:32:18

Price  
110.68 EURDifference  2.61% (2.82)

## General attributes

ISIN	US29355A1079
Symbol	ENPH
Exchange	Vienna Stock Exchange
Currency	EUR
Sector	Utilities
Security type	Stock
Market cap (m)	14,888 EUR
Benchmark	S&P 500

## Market data

Bid (Bid size)	-
Ask (Ask size)	-
Open	109.92 EUR
High	110.86 EUR
Low	109.92 EUR
Close (prev. day)	107.86 EUR
VWAP	98.712273 EUR
Volume (pcs)	0
Trading volume	0.00
Number of trades	5
Last size	0

## Futures and Options









Related Futures	-
Related Options	-

5y



Information about previous performance does not guarantee future performance.  
Source: FactSet

## Recent research

on sector		on market	
Date		Headline	Download
2024/07/26		Equity Weekly	
2024/07/24		Global Equity Ratings	
2024/07/24		Aktienempfehlungen Global	
2024/07/15		Aktienempfehlungen Global	
2024/07/12		Global Equity Ratings	

## Details

2024/07/26 17:32:18

## Price

110.68 EUR

Difference ▲ 2.61% (2.82)

## General attributes

ISIN	US29355A1079
Symbol	ENPH
Exchange	Vienna Stock Exchange
Currency	EUR
Sector	Utilities
Security type	Stock
Market cap (m)	14,888 EUR
Benchmark	S&P 500

## Market data

Bid (Bid size)	-
Ask (Ask size)	-
Open	109.92 EUR
High	110.86 EUR
Low	109.92 EUR
Close (prev. day)	107.86 EUR
VWAP	98.712273 EUR
Volume (pcs)	0
Trading volume	0.00
Number of trades	5
Last size	0

## Performance and Risk

	6m	1y	3y
Perf (%)	+13.25%	-27.44%	-
Perf (abs.)	+12.95	-41.86	-
Beta	1.32	1.90	1.67
Volatility	63.13	68.04	-

5y



Information about previous performance does not guarantee future performance.  
Source: FactSet

## Price data

Ø price 5 days   Ø volume 5 days (pcs.)	103.64 EUR (0)
Ø price 30 days   Ø volume 30 days (pcs.)	99.91 EUR (20)
Ø price 100 days   Ø volume 100 days (pcs.)	106.59 EUR (29)
Ø price 250 days   Ø volume 250 days (pcs.)	106.48 EUR (19)
YTD High   date	127.00 EUR (2024/06/12)
YTD Low   date	88.94 EUR (2024/07/03)
52 Weeks High   date	156.76 EUR (2023/07/27)
52 Weeks Low   date	68.53 EUR (2023/11/02)

## All listings for ENPHASE ENERGY INC.

Exchange <span>⊕</span>	Date	Time	Price	Trading volume (mio.)	Number of trades
Xetra	2024/07/26	17:35	110.54 EUR	0.13	45
Vienna Stock Exchange	2024/07/26	17:32	110.68 EUR	0.00	5
Tradegate	2024/07/26	22:26	109.92 EUR	0.43	67
Stuttgart	2024/07/26	19:36	110.94 EUR	0.01	6
Nasdaq	2024/07/26	22:00	119.34 USD	430.38	58,744

	26						
Munich	2024/07/26	17:48	112.30	EUR	0.00		2
London Stock Exchange	2024/07/18	15:30	113.62	USD	0.01		1
Hanover	2024/07/26	08:01	109.02	EUR	0.00		3
Frankfurt	2024/07/26	11:47	109.78	EUR	0.03		2
Duesseldorf	2024/07/26	19:31	111.10	EUR	0.00		7
Berlin	2024/07/26	08:02	109.02	EUR	0.00		3

## Company profile

### Company Logo



### Contact Details

ENPHASE ENERGY INC.

--

47281 Bayside Parkway - 94538-6517  
Fremont

Telefon: +1-877-774-7000

Fax: +

E-mail: -

### Company Profile

-

### Members of Management Board

Steven Gomo      Chairman of Board of Directors

Thurman Rodgers      Member of Board of Directors

Benjamin Kortlang      Member of Board of Directors

Jamie Haenggi      Member of Board of Directors

Joseph Malchow      Member of Board of Directors

Richard Mora      Member of Board of Directors

Badri Kothandaraman      Chairman of Managing Board

Dave Ranhoff      Member of Executive Committee

Hans Van Antwerpen      Member of Executive Committee

Mandy Yang      Member of Executive Committee

Raghu Belur      Member of Executive Committee

Sunil Thamaran      Member of Executive Committee