

DEVON ENERGY CORP

ISIN: US25179M1036 WKN: 25179M103

Overview

2024/07/26 17:32:18

Price

42.20 EUR

Difference  -0.80% (-0.34)

General attributes

ISIN	US25179M1036
Symbol	DVN
Exchange	Vienna Stock Exchange
Currency	EUR
Sector	Energy / Commodities
Security type	Stock
Market cap (m)	26,801 EUR
Benchmark	S&P 500

Market data

Bid (Bid size)	-
Ask (Ask size)	-
Open	42.69 EUR
High	43.05 EUR
Low	42.20 EUR
Close (prev. day)	42.54 EUR
VWAP	45.185 EUR
Volume (pcs)	0
Trading volume	0.00
Number of trades	5
Last size	0

Futures and Options

Related Futures	-
Related Options	-




5y



Information about previous performance does not guarantee future performance.

Source: FactSet

Recent research

on sector		on market	
Date		Headline	Download
2024/07/26		Equity Weekly	
2024/07/24		Global Equity Ratings	
2024/07/24		Aktienempfehlungen Global	
2024/07/15		Aktienempfehlungen Global	
2024/07/12		Equity Weekly	

Details

2024/07/26 17:32:18

Price

42.20 EUR

Difference ▼ -0.80% (-0.34)

General attributes

ISIN	US25179M1036
Symbol	DVN
Exchange	Vienna Stock Exchange
Currency	EUR
Sector	Energy / Commodities
Security type	Stock
Market cap (m)	26,801 EUR
Benchmark	S&P 500

Market data

Bid (Bid size)	-
Ask (Ask size)	-
Open	42.69 EUR
High	43.05 EUR
Low	42.20 EUR
Close (prev. day)	42.54 EUR
VWAP	45.185 EUR
Volume (pcs)	0
Trading volume	0.00
Number of trades	5
Last size	0

Performance and Risk

	6m	1y	3y
Perf (%)	+8.21%	-12.27%	-
Perf (abs.)	+3.20	-5.90	-
Beta	0.30	0.56	1.00
Volatility	21.43	26.28	-

5y



Information about previous performance does not guarantee future performance.
Source: FactSet

Price data

Ø price 5 days Ø volume 5 days (pcs.)	42.60 EUR (0)
Ø price 30 days Ø volume 30 days (pcs.)	43.41 EUR (2)
Ø price 100 days Ø volume 100 days (pcs.)	45.20 EUR (1)
Ø price 250 days Ø volume 250 days (pcs.)	43.77 EUR (5)
YTD High date	51.13 EUR (2024/04/12)
YTD Low date	37.48 EUR (2024/01/19)
52 Weeks High date	51.13 EUR (2024/04/12)
52 Weeks Low date	37.48 EUR (2024/01/19)

Arbitrage views

Exchange	Date	Time	Price	Trading volume (mio.)	Number of trades
Xetra	2024/07/26	17:35	42.30 EUR	0.07	5
Vienna Stock Exchange	2024/07/26	17:32	42.20 EUR	0.00	5
Tradegate	2024/07/26	22:26	42.685 EUR	0.02	7
Stuttgart	2024/07/26	11:05	42.585 EUR	0.00	4
NYSE	2024/	22:00	46.34 USD	200.18	50,208

	07/26					
Munich	2024/ 07/26	08:00	42.46 EUR	0.00		2
London Stock Exchange	2024/ 06/04	15:53	45.92 USD	0.03		1
Frankfurt	2024/ 07/26	08:03	42.46 EUR	0.00		2
Euronext Milan MTF Trading After Hours	2024/ 04/10	18:41	50.00 EUR	0.01		1
Euronext Milan MTF Global Equity Market	2024/ 07/26	17:44	42.30 EUR	0.00		1
Duesseldorf	2024/ 07/26	19:31	42.68 EUR	0.00		4
Berlin	2024/ 07/26	08:02	42.46 EUR	0.00		3

Company profile

Company Logo



Contact Details

DEVON ENERGY CORP.

--

333 West Sheridan Avenue - 73102-5015
Oklahoma City

Telefon: +1-405-235-3611

Fax: +

E-mail: -

Company Profile

-

Members of Management Board

John Bethancourt Chairman of Board of Directors

Ann Fox Member of Board of Directors

Barbara Baumann Member of Board of Directors

Gennifer Kelly Member of Board of Directors

J. Nichols Member of Board of Directors

John Krenicki Member of Board of Directors

Karl Kurz Member of Board of Directors

Kelt Kindick Member of Board of Directors

Michael Mears Member of Board of Directors

Robert Mosbacher Member of Board of Directors

Valerie Williams Member of Board of Directors

Rick E. Muncrief Chairman of Managing Board

Clay Gaspar Member of Executive Committee

David Harris Member of Executive Committee

Dennis Cameron Member of Executive Committee

Jeff L. Ritenour Member of Executive Committee

Tana Cashion Member of Executive Committee