


ASM INTERNATIONAL N.V.

ISIN: NL0000334118      WKN: 000033411

Overview

2024/06/14 09:05:06		
Price	699.80 EUR	
Difference		0.43% (3.00)

General attributes	
ISIN	NL0000334118
Symbol	ASM
Exchange	Vienna Stock Exchange
Currency	EUR
Sector	Technology
Security type	Stock
Market cap (m)	33,259 EUR
Benchmark	AMSTERDAM EXCHANGES INDEX










Market data	
Bid (Bid size)	-
Ask (Ask size)	-
Open	699.80 EUR
High	699.80 EUR
Low	699.80 EUR
Close (prev. day)	696.80 EUR
VWAP	664.00 EUR
Volume (pcs)	0
Trading volume	0.00
Number of trades	3
Last size	0

Futures and Options	
Related Futures	38
Related Options	-




Information about previous performance does not guarantee future performance.  
Source: FactSet

Recent research

on sector		on market	
Date		Headline	Download
2024/06/14		Global Equity Ratings	
2024/06/14		Aktienempfehlungen Global	
2024/06/11		Aktienempfehlungen Österreich	
2024/05/31		Equity Weekly	
2024/05/29		Global Equity Ratings	

Details

2024/06/14 09:05:06		
Price	699.80 EUR	
Difference		0.43% (3.00)

General attributes	
ISIN	NL0000334118
Symbol	ASM
Exchange	Vienna Stock Exchange
Currency	EUR
Sector	Technology
Security type	Stock
Market cap (m)	33,259 EUR
Benchmark	AMSTERDAM EXCHANGES INDEX

Market data	
Bid (Bid size)	-
Ask (Ask size)	-
Open	699.80 EUR
High	699.80 EUR
Low	699.80 EUR
Close (prev. day)	696.80 EUR
VWAP	664.00 EUR
Volume (pcs)	0
Trading volume	0.00
Number of trades	3
Last size	0

Performance and Risk			
	6m	1y	3y
Perf (%)	+49.29%	+78.32%	-
Perf (abs.)	+231.05	+307.35	-
Beta	2.18	1.91	1.78
Volatility	41.58	46.95	-



Information about previous performance does not guarantee future performance.  
Source: FactSet

Price data	
Ø price 5 days   Ø volume 5 days (pcs.)	695.40 EUR (0)
Ø price 30 days   Ø volume 30 days (pcs.)	660.04 EUR (1)
Ø price 100 days   Ø volume 100 days (pcs.)	590.15 EUR (2)
Ø price 250 days   Ø volume 250 days (pcs.)	504.06 EUR (3)
YTD High   date	699.80 EUR (2024/06/14)
YTD Low   date	435.75 EUR (2024/01/05)
52 Weeks High   date	699.80 EUR (2024/06/14)
52 Weeks Low   date	372.55 EUR (2023/10/19)

Arbitrage views					
Exchange 	Date	Time	Price	Trading volume (mio.)	Number of trades
Xetra	2024/06/14	13:01	679.80 EUR	0.02	3
Vienna Stock Exchange	2024/06/14	09:05	699.80 EUR	0.00	3
Tradegate	2024/06/14	22:26	679.00 EUR	0.55	102
Stuttgart	2024/06/14	08:04	693.40 EUR	0.00	3
Munich	2024/	08:05	693.60 EUR	0.00	1

	06/14						
London Stock Exchange European Trade Reporting	2024/ 06/14	17:30	677.20	EUR	0.00		7
Hanover	2024/ 06/14	08:32	693.20	EUR	0.00		3
Frankfurt	2024/ 06/14	15:15	674.80	EUR	0.04		7
FINRA other OTC Issues	2024/ 06/14	17:01	720.07	USD	0.06		3
Euronext Milan MTF Trading After Hours	-	-	-		0.00		-
Euronext Amsterdam	2024/ 06/14	17:36	675.80	EUR	78.01		6,885
Duesseldorf	2024/ 06/14	08:10	688.80	EUR	0.00		1
Berlin	2024/ 06/14	08:13	693.20	EUR	0.00		3

## Company profile

### Company Logo



### Contact Details

ASM INTERNATIONAL NV

--

Versterkerstraat 8 - 1322 AP Almere

Telefon: +31-88-100-88-10

Fax: +

E-mail: -

### Company Profile

-

#### Members of Management Board

Benjamin Loh	Chairman of Managing Board
Hichem M'Saad	Member of Executive Committee
Paul A.H. Verhagen	Member of Executive Committee

#### Board of directors

Pauline van der Meer Mohr	Chairman of Supervisory Board
Didier Lamouche	Member of Supervisory Board
Adalio Sanchez	Member of Supervisory Board
Marcus Johannes de Jong	Member of Supervisory Board
Martin van den Brink	Member of Supervisory Board
Stefanie Kahle-Galonske	Member of Supervisory Board
Tania Micki	Member of Supervisory Board