

MAYNE PHARMA GROUP LTD.

ISIN: AU000000MYX0 WKN: MYX

Overview

2024/07/18 08:11:25

Price
2.78 EURDifference  -1.42% (-0.04)

General attributes

ISIN	AU000000MYX0
Symbol	MYX
Exchange	Berlin
Currency	EUR
Sector	Chemical / Pharmaceutical / Health
Security type	Stock
Market cap (m)	240 EUR
Benchmark	ASX ALL ORDINARIES INDEX

Market data

Bid (Bid size)	-
Ask (Ask size)	-
Open	2.78 EUR
High	2.78 EUR
Low	2.78 EUR
Close (prev. day)	2.82 EUR
VWAP	-
Volume (pcs)	0
Trading volume	0.00
Number of trades	3
Last size	0

Futures and Options

Related Futures	-
Related Options	-







5y



Information about previous performance does not guarantee future performance.
Source: FactSet

Recent research

on sector

Date	Headline	Download
2024/07/15	 Aktienempfehlungen Global	
2024/07/12	 Global Equity Ratings	
2024/07/09	 Aktienempfehlungen Österreich	
2024/06/24	 Aktienempfehlungen Österreich	
2024/06/21	 Global Equity Ratings	

Details

2024/07/18 08:11:25

Price
2.78 EUR

Difference ▼ -1.42% (-0.04)

General attributes

ISIN	AU000000MYX0
Symbol	MYX
Exchange	Berlin
Currency	EUR
Sector	Chemical / Pharmaceutical / Health
Security type	Stock
Market cap (m)	240 EUR
Benchmark	ASX ALL ORDINARIES INDEX

Market data

Bid (Bid size)	-
Ask (Ask size)	-
Open	2.78 EUR
High	2.78 EUR
Low	2.78 EUR
Close (prev. day)	2.82 EUR
VWAP	-
Volume (pcs)	0
Trading volume	0.00
Number of trades	3
Last size	0

Performance and Risk

	6m	1y	3y
Perf (%)	-9.74%	-1.42%	-22.35%
Perf (abs.)	-0.30	-0.04	-0.80
Beta	0.74	0.86	1.01
Volatility	44.91	53.84	59.14

5y



Information about previous performance does not guarantee future performance.
Source: FactSet

Price data

Ø price 5 days Ø volume 5 days (pcs.)	2.73 EUR (0)
Ø price 30 days Ø volume 30 days (pcs.)	2.76 EUR (0)
Ø price 100 days Ø volume 100 days (pcs.)	3.60 EUR (0)
Ø price 250 days Ø volume 250 days (pcs.)	3.10 EUR (3)
YTD High date	4.44 EUR (2024/05/03)
YTD Low date	2.56 EUR (2024/07/10)
52 Weeks High date	4.44 EUR (2024/05/03)
52 Weeks Low date	1.63 EUR (2023/10/17)

All listings for MAYNE PHARMA GROUP LTD.

Exchange	Date	Time	Price	Trading volume (mio.)	Number of trades
Stuttgart	2024/07/18	08:08	2.76 EUR	0.00	3
Hamburg	2024/07/18	08:00	2.78 EUR	0.00	3
Frankfurt	2024/07/18	08:00	2.78 EUR	0.00	2
FINRA other OTC Issues	2024/07/02	18:27	3.00 USD	0.00	4
Duesseldorf	2024/07/18	19:30	2.76 EUR	0.00	7

	18					
Berlin	2024/07/18	08:11	2.78	EUR	0.00	3
Australian Securities Exchange	2024/07/18	08:10	4.59	AUD	1.12	2,165

Company profile

Company Logo



Company Profile

-

Contact Details

MAYNE PHARMA GROUP

--

Telefon: -

Fax: -

E-mail: -