

FX EUR/AUD FUTURE (FCEA) - EUX/202512

2024/05/16 16:11:39

Price
1.6587 AUD

Difference  **-0.13% (-0.00)**

General attributes

Symbol	FCEAZ25
Exchange	Eurex
Currency	AUD
Security type	Future
Underlying	EURO / AUSTRALIAN DOLLAR (EUR/AUD)
Maturity	12-2025
Contract size	1

Market data

Bid (Bid size)	- AUD (-)
Ask (Ask size)	- AUD (-)
Open	1.6587 AUD
High	1.6587 AUD
Low	1.6587 AUD
Close (prev. day)	1.6608 AUD
Underlying	EURO / AUSTRALIAN DOLLAR (EUR/AUD)
Underlying price (date)	1.629 (24/05/16)
Settlement price (date)	1.66 (24/05/16)
Open Interest	0

Performance and Risk

	6m	1y	3y
Perf (%)	-3.52%	-0.31%	-
Perf (abs.)	-0.06	-0.01	-
Beta	-	-	-
Volatility	5.84	6.85	-

Futures and Options

Related Futures	-
Related Options	-

5y











Information about previous performance does not guarantee future performance.
Source: FactSet

Price data

Ø price 5 days Ø volume 5 days (pcs.)	1.6610 AUD (0)
Ø price 30 days Ø volume 30 days (pcs.)	1.6722 AUD (0)
Ø price 100 days Ø volume 100 days (pcs.)	1.6828 AUD (0)
Ø price 250 days Ø volume 250 days (pcs.)	1.6910 AUD (0)
YTD High date	1.7062 AUD (2024/01/17)
YTD Low date	1.6587 AUD (2024/05/16)
52 Weeks High date	1.7398 AUD (2023/08/18)
52 Weeks Low date	1.6420 AUD (2023/06/14)

Recent Research

on market		
Date	Headline	Download
2024/05/13	 Will Romanian central bank begin monetary easing?	
2024/05/10	 EU News Monthly May 2024	
2024/05/08	 Marktkommentar	
2024/05/06	 Anzeichen für eine wirtschaftliche Wende?	
2024/05/06	 Mixed data on retail sales and industrial output	