

EUR/NOK FUTURE (FCNK) - EUX/202512

2024/05/17 15:58:11

Price
11.8080 NOK

Difference  **-0.24% (-0.03)**

General attributes

Symbol	FCNKZ25
Exchange	Eurex
Currency	NOK
Security type	Future
Underlying	EURO / NORWEGIAN KRONER (EUR/NOK)
Maturity	12-2025
Contract size	1

Market data

Bid (Bid size)	- NOK (-)
Ask (Ask size)	- NOK (-)
Open	11.8080 NOK
High	11.8080 NOK
Low	11.8080 NOK
Close (prev. day)	11.8362 NOK
Underlying	EURO / NORWEGIAN KRONER (EUR/NOK)
Underlying price (date)	11.633 (24/05/17)
Settlement price (date)	11.81 (24/05/17)
Open Interest	0

Performance and Risk

	6m	1y	3y
Perf (%)	-2.02%	-0.23%	-
Perf (abs.)	-0.24	-0.03	-
Beta	-	-	-
Volatility	6.82	8.38	-

Futures and Options

Related Futures	-
Related Options	-

5y












Information about previous performance does not guarantee future performance.
Source: FactSet

Price data

Ø price 5 days Ø volume 5 days (pcs.)	11.8535 NOK (0)
Ø price 30 days Ø volume 30 days (pcs.)	11.9110 NOK (0)
Ø price 100 days Ø volume 100 days (pcs.)	11.7342 NOK (0)
Ø price 250 days Ø volume 250 days (pcs.)	11.7874 NOK (0)
YTD High date	12.0478 NOK (2024/05/02)
YTD Low date	11.5031 NOK (2024/01/02)
52 Weeks High date	12.1894 NOK (2023/11/08)
52 Weeks Low date	11.4282 NOK (2023/07/20)

Recent Research

on market		
Date	Headline	Download
2024/05/13	 Will Romanian central bank begin monetary easing?	
2024/05/10	 EU News Monthly May 2024	
2024/05/08	 Marktkommentar	
2024/05/06	 Anzeichen für eine wirtschaftliche Wende?	
2024/05/06	 Mixed data on retail sales and industrial output	