

KONE CORP. [NEW] FUTURE (TKC4) - EUX/202412

2024/06/28 18:51:27

Price
52.1931 EUR

Difference  -0.08% (-0.04)

General attributes

Symbol	TKC4Z24
Exchange	Eurex
Currency	EUR
Security type	Future
Underlying	KONE OYJ
Maturity	12-2024
Contract size	100

Market data

Bid (Bid size)	- EUR (-)
Ask (Ask size)	- EUR (-)
Open	52.1931 EUR
High	52.1931 EUR
Low	52.1931 EUR
Close (prev. day)	52.2372 EUR
Underlying	KONE OYJ
Underlying price (date)	46.09 (24/06/28)
Settlement price (date)	52.19 (24/06/28)
Open Interest	0

Performance and Risk

	6m	1y	3y
Perf (%)	+4.14%	-4.64%	-
Perf (abs.)	+2.07	-2.54	-
Beta	-	-	-
Volatility	18.68	18.59	-

Futures and Options

Related Futures	-
Related Options	-












Information about previous performance does not guarantee future performance.
Source: FactSet

Price data

Ø price 5 days Ø volume 5 days (pcs.)	52.4257 EUR (0)
Ø price 30 days Ø volume 30 days (pcs.)	53.5184 EUR (0)
Ø price 100 days Ø volume 100 days (pcs.)	51.8777 EUR (0)
Ø price 250 days Ø volume 250 days (pcs.)	49.9205 EUR (0)
YTD High date	57.4162 EUR (2024/05/16)
YTD Low date	47.9333 EUR (2024/01/19)
52 Weeks High date	57.4162 EUR (2024/05/16)
52 Weeks Low date	44.0918 EUR (2023/10/24)

Recent Research

on underlying	on sector	on market	
Date		Headline	Download
2023/10/27		Global Equity Ratings	
2023/10/27		Aktienempfehlungen Global	
2023/09/29		Global Equity Ratings	
2023/09/29		Aktienempfehlungen Global	
2023/09/08		Global Equity Ratings	