

KONE CORP. [NEW] FUTURE (TKC4) - EUX/202412

2024/05/20 19:13:29

Price
55.6376 EUR

Difference  -1.78% (-1.01)

General attributes

| | |
|---------------|----------|
| Symbol | TKC4Z24 |
| Exchange | Eurex |
| Currency | EUR |
| Security type | Future |
| Underlying | KONE OYJ |
| Maturity | 12-2024 |
| Contract size | 100 |

Market data

| | |
|-------------------------|------------------|
| Bid (Bid size) | - EUR (-) |
| Ask (Ask size) | - EUR (-) |
| Open | 55.6376 EUR |
| High | 55.6376 EUR |
| Low | 55.6376 EUR |
| Close (prev. day) | 56.6453 EUR |
| Underlying | KONE OYJ |
| Underlying price (date) | 49.38 (24/05/20) |
| Settlement price (date) | 55.64 (24/05/20) |
| Open Interest | 0 |

Performance and Risk

| | 6m | 1y | 3y |
|-------------|---------|--------|----|
| Perf (%) | +17.25% | -2.70% | - |
| Perf (abs.) | +8.19 | -1.54 | - |
| Beta | - | - | - |
| Volatility | 19.78 | 19.75 | - |

Futures and Options

| | |
|-----------------|---|
| Related Futures | - |
| Related Options | - |













Information about previous performance does not guarantee future performance.
Source: FactSet

Price data

| | |
|---|--------------------------|
| Ø price 5 days Ø volume 5 days (pcs.) | 56.3271 EUR (0) |
| Ø price 30 days Ø volume 30 days (pcs.) | 52.3923 EUR (0) |
| Ø price 100 days Ø volume 100 days (pcs.) | 51.0088 EUR (0) |
| Ø price 250 days Ø volume 250 days (pcs.) | 50.1391 EUR (0) |
| YTD High date | 57.4162 EUR (2024/05/16) |
| YTD Low date | 47.9333 EUR (2024/01/19) |
| 52 Weeks High date | 57.8829 EUR (2023/06/02) |
| 52 Weeks Low date | 44.0918 EUR (2023/10/24) |

Recent Research

| on underlying | on sector | on market | |
|---------------|---|---------------------------|---|
| Date | | Headline | Download |
| 2023/10/27 |  | Global Equity Ratings |  |
| 2023/10/27 |  | Aktienempfehlungen Global |  |
| 2023/09/29 |  | Global Equity Ratings |  |
| 2023/09/29 |  | Aktienempfehlungen Global |  |
| 2023/09/08 |  | Global Equity Ratings |  |