

KONE CORP. [NEW] FUTURE (TKC4) - EUX/202412

2024/05/09 19:13:03

Price
54.3005 EUR

Difference  -0.03% (-0.02)

General attributes

Symbol	TKC4Z24
Exchange	Eurex
Currency	EUR
Security type	Future
Underlying	KONE OYJ
Maturity	12-2024
Contract size	100

Market data

Bid (Bid size)	- EUR (-)
Ask (Ask size)	- EUR (-)
Open	54.3005 EUR
High	54.3005 EUR
Low	54.3005 EUR
Close (prev. day)	54.3164 EUR
Underlying	KONE OYJ
Underlying price (date)	49.29 (24/05/10)
Settlement price (date)	54.30 (24/05/09)
Open Interest	0

Performance and Risk

	6m	1y	3y
Perf (%)	+11.72%	-8.60%	-
Perf (abs.)	+5.70	-5.11	-
Beta	-	-	-
Volatility	19.19	19.53	-

Futures and Options

Related Futures	-
Related Options	-












Information about previous performance does not guarantee future performance.
Source: FactSet

Price data

Ø price 5 days Ø volume 5 days (pcs.)	53.9578 EUR (0)
Ø price 30 days Ø volume 30 days (pcs.)	50.8825 EUR (0)
Ø price 100 days Ø volume 100 days (pcs.)	50.4691 EUR (0)
Ø price 250 days Ø volume 250 days (pcs.)	50.1304 EUR (0)
YTD High date	54.4118 EUR (2024/05/07)
YTD Low date	47.9333 EUR (2024/01/19)
52 Weeks High date	58.5710 EUR (2023/05/11)
52 Weeks Low date	44.0918 EUR (2023/10/24)

Recent Research

on underlying	on sector	on market	
Date		Headline	Download
2023/10/27		Global Equity Ratings	
2023/10/27		Aktienempfehlungen Global	
2023/09/29		Global Equity Ratings	
2023/09/29		Aktienempfehlungen Global	
2023/09/08		Global Equity Ratings	