

ZEALAND PHARMA A/S

ISIN: **DK0060257814** WKN: -

Overview

2024/04/26 16:59:36

Price

622.00 DKK

Difference  3.84% (23.00)

General attributes

ISIN DK0060257814

Symbol ZEAL

Exchange Nasdaq Copenhagen

Currency DKK

Sector Chemical / Pharmaceutical / Health

Security type Stock

Market cap (m) 5,220 EUR

Benchmark OMX COPENHAGEN 20

Market data

Bid (Bid size) 619.00 DKK (34)

Ask (Ask size) 619.50 DKK (261)

Open 601.00 DKK

High 622.00 DKK

Low 598.50 DKK

Close (prev. day) 599.00 DKK

VWAP 615.494385 DKK

Volume (pcs) 189,605

Trading volume 116,702,538.00

Number of trades 2,093

Last size 111

Futures and Options

Related Futures -

Related Options -




5y



Information about previous performance does not guarantee future performance.

Source: FactSet

Recent research

on sector			
Date		Headline	Download
2024/04/26		Global Equity Ratings	
2024/04/26		Aktienempfehlungen Global	
2024/04/15		Aktienempfehlungen Österreich	
2024/04/03		Global Equity Ratings	
2024/04/03		Aktienempfehlungen Global	

Details

2024/04/26 16:59:36

Price

622.00 DKK

Difference ▲ 3.84% (23.00)

General attributes

ISIN	DK0060257814
Symbol	ZEAL
Exchange	Nasdaq Copenhagen
Currency	DKK
Sector	Chemical / Pharmaceutical / Health
Security type	Stock
Market cap (m)	5,220 EUR
Benchmark	OMX COPENHAGEN 20

Market data

Bid (Bid size)	619.00 DKK (34)
Ask (Ask size)	619.50 DKK (261)
Open	601.00 DKK
High	622.00 DKK
Low	598.50 DKK
Close (prev. day)	599.00 DKK
VWAP	615.494385 DKK
Volume (pcs)	189,605
Trading volume	116,702,538.00
Number of trades	2,093
Last size	111

Performance and Risk

	6m	1y	3y
Perf (%)	+105.42%	+172.81%	+204.31%
Perf (abs.)	+319.20	+394.00	+417.60
Beta	0.57	0.77	0.90
Volatility	62.52	55.10	54.82

5y



Information about previous performance does not guarantee future performance.
Source: FactSet

Price data

Ø price 5 days Ø volume 5 days (pcs.)	607.90 DKK (226,642)
Ø price 30 days Ø volume 30 days (pcs.)	644.67 DKK (277,403)
Ø price 100 days Ø volume 100 days (pcs.)	520.12 DKK (382,742)
Ø price 250 days Ø volume 250 days (pcs.)	370.82 DKK (297,885)
YTD High date	749.00 DKK (2024/03/07)
YTD Low date	342.20 DKK (2024/01/04)
52 Weeks High date	749.00 DKK (2024/03/07)
52 Weeks Low date	212.20 DKK (2023/08/08)

All listings for ZEALAND PHARMA A/S

Exchange	Date	Time	Price	Trading volume (mio.)	Number of trades
Tradegate	2024/04/26	22:26	83.55 EUR	0.03	14
Stuttgart	2024/04/26	15:46	82.75 EUR	0.01	15
Nasdaq Copenhagen	2024/04/26	16:59	622.00 DKK	116.70	2,093
Munich	2024/04/26	08:11	81.85 EUR	0.00	2
London Stock Exchange	2024/	16:55	621.50 DKK	0.00	3

European Trade Reporting	04/26					
Frankfurt	2024/ 04/26	13:56	82.05 EUR	0.00		1
FINRA other OTC Issues	2024/ 04/26	20:53	86.77 USD	0.03		4
Duesseldorf	2024/ 04/26	19:31	82.80 EUR	0.00		5
Berlin	2024/ 04/26	21:43	83.55 EUR	0.00		18

Company profile

Company Logo



Company Profile

-

Contact Details

ZEALAND PHARMA

--

Telefon: -

Fax: -

E-mail: -